

By Post

Our Ref : P221002-EMA-202505-V

Date : 13th June 2025

Binnies Hong Kong Limited
43/F, AIA Kowloon Tower,
100 How Ming Street,
Kwun Tong, Kowloon, Hong Kong

Attn: Wilson CK Lam

Agreement No. DHSR/IEC/001

**Consultancy Service of Independent Environmental Checker (IEC) for Relocation of Diamond Hill Fresh Water and Salt
Water Service Reservoirs to Caverns under Contract No. 21/WSD/21**

Monthly EM&A Report for May 2025

Dear Sir,


Pursuant to Condition 3.4 of Environmental Permit (EP) No. EP-602/2021, please note the Monthly Environmental and Audit Report for May 2025, dated 13 June 2025 submitted under the EP, certified by the Environmental Team Leader on 13 June 2025, had been reviewed and is hereby verified.

Should you have any query, please feel free to contact the undersigned at 3756 9590 or ivanting@umwelt.consulting.

Your faithfully,

For and on behalf of:

Umwelt Consulting Limited



Ting Po Chung Ivan

Independent Environmental Checker





Contract No. 21/WSD/21

**Relocation of Diamond Hill Fresh Water and
Salt Water Service Reservoirs to Caverns**

**Monthly Environmental and Audit Report
May 2025**

ASCL	/	230168321	/	MRPT21	/	1.0
Publisher		Project Code		Sequential No.		Version

	Prepared by:	Certified by:
Name	Tommy K.C. Hung	F. C. Tsang
Position	Environmental Team Consultant	Environmental Team Leader
Signature		
Date	13 June 2025	13 June 2025

Content

EXECUTIVE SUMMARY	1
1. INTRODUCTION	4
1.1 Project Background	4
1.2 Construction Works Programme	5
1.3 Project Organization	7
1.4 License, Notification and Permits	7
1.5 Brief Summary of EM&A Requirements	10
2. AIR QUALITY MONITORING.....	12
2.1 Monitoring Locations	12
2.2 Air Quality Monitoring Parameter, Frequency and Duration	12
2.3 Monitoring Equipment and Methodology and QA/ QC Procedure	12
2.4 Action and Limit Levels	13
2.5 Results and Observation	13
3. NOISE MONITORING	15
3.1 Monitoring Locations	15
3.2 Noise Monitoring Parameter, Frequency and Duration	15
3.3 Monitoring Equipment, Methodology and QA / QC Procedure	16
3.4 Maintenance and Calibration.....	17
3.5 Action and Limit Levels	17
3.6 Results and Observations	17
4. WASTE MANAGEMENT.....	19
5. ENVIRONMENTAL SITE INSPECTION AND AUDIT.....	20
6. ENVIRONMENTAL NON-COMPLIANCE	21
6.1 Summary of Exceedance	21
6.2 Summary of Environmental Non-Compliance	21
6.3 Summary of Environmental Complaint	21
6.4 Summary of Environmental Summon and Successful Prosecution.....	21
7. FUTURE KEY ISSUE	22
7.1 Construction Works and Potential Environmental Issues in the next Reporting Period	22

7.2 Recommendation..... 23

8. CONCLUSION, COMMENTS AND RECOMMENDATION 25

8.1 Conclusion..... 25

8.2 Comments and Recommendations 25

List of Tables

Table I	Summary of EM&A Activities in the Reporting Period
Table II	Summary of Exceedance in the Reporting Period
Table 1.1	Status of the TTA Sections
Table 1.2	Status of Environmental License, Notification and Permits
Table 1.3	Summary of Status of Submission under EP-602/2021
Table 2.1	Air Quality Monitoring Stations for Construction Phase
Table 2.2	Impact Air Quality Monitoring Parameter, Duration and Frequency
Table 2.3	Impact Air Quality Monitoring Equipment
Table 2.4	Action and Limit Levels for 1-hour TSP
Table 2.5	Summary of Impact 1-hour TSP Monitoring Results
Table 2.6	Influencing Factors at / near Air Quality Monitoring Stations
Table 3.1	Noise Monitoring Stations during Construction Phase
Table 3.2	Construction Noise Monitoring Parameter, Frequency and Duration
Table 3.3	Construction Noise Monitoring Equipment
Table 3.4	Action and Limit Levels for Construction Noise Monitoring
Table 3.5	Summary of Construction Noise Monitoring Results
Table 3.6	Influencing Factors at Noise Monitoring Stations
Table 4.1	Summary of Waste Generated in the Reporting Period
Table 5.1	Summary of Site Inspections Observations and Recommendations

List of Figure

Figure 1.1	Project Layout Plan
Figure 2.1	Air Quality Monitoring Stations
Figure 3.1	Construction Noise Monitoring Stations

List of Appendices

Appendix A	Master Construction Programme for the Project
Appendix B	Project Organization Chart and Key Personnel Contact
Appendix C	Event and Action Plans
Appendix D	Project Implementation Schedule
Appendix E	Air Quality and Noise Monitoring Equipment Calibration Certification
Appendix F	Environmental Monitoring Schedule
Appendix G	Air Quality Monitoring Results and Graphical Presentation
Appendix H	Extract of Meteorological Observations for Hong Kong (Kai Tak)
Appendix I	Noise Monitoring Results and Graphical Presentation
Appendix J	Waste Generation in the Reporting Month
Appendix K	Summary of Complaint, Notification of Summons and Prosecution and Cumulative Complaint Log

EXECUTIVE SUMMARY

This is the 26th Monthly Environment Monitoring and Audit (EM&A) Report for Relocation of Diamond Hill Fresh Water and Salt Water Service Reservoirs to Caverns (the Project). This report was prepared by Acuity Sustainability Consulting Limited under Contract No. 21/WSD/21 (hereafter called “the Contract”). This report documents the findings of EM&A works during the reporting period from 1 May to 31 May 2025.

Key Construction Works in the Reporting Period

A summary of construction activities undertaken during the reporting period is presented below:

Portions 1 & 3:

- Within shaft, install and remove some strutting & Pipe pile
- Tunnel excavation
- PAB Excavation & Tie Back Installation
- Pump house E&M provision
- CLP cable draw pit and ducting construction

Portion 5:

- Open trench main laying works
- ELS for Receiving Pit
- Reinstatement works
- Backfilling works
- Trial Pit Works
- Pipe jacking work

Environmental Monitoring and Audit Programme

The monthly EM&A programme was undertaken by the Environmental Team in accordance with the EM&A Manual. A summary of the monitoring and audit activities during the reporting period is presented below:

Table I Summary of EM&A Activities in the Reporting Period

EM&A Activities	Date
1-hour TSP Monitoring	2, 8, 14, 20, 26, and 29 May 2025
Construction Noise Monitoring	8, 14, 20, and 26 May 2025
Weekly Environmental Site Inspection	2, 9, 16, 21 and 30 May 2025

Breaches of Action and Limit Levels

A summary of the environmental monitoring exceedance of the reporting period is tabulated in **Table II**.

Table II Summary of Exceedance in the Reporting Period

Environmental Monitoring	Parameter	No. of non-project related exceedances		Total no. of non-project related exceedances	No. of exceedances related to the project		Total no. of exceedances related to the project
		AL	LL		AL	LL	
Air Quality	1-hour TSP	0	0	0	0	0	0
Noise	$L_{eq}(30\text{-min})$	0	0	0	0	0	0

Note:

1. AL refers to Action Level and LL refers to Limit Level.

Air Quality

No exceedance of Action Level or Limit Level was recorded for 1-hour TSP monitoring during the reporting period.

Construction Noise

No Action Level exceedance was recorded for construction noise monitoring during the reporting period.

No Limit Level exceedance was recorded for construction noise monitoring during the reporting period.

Complaint Log

No environmental complaint was received in the reporting period.

Notification of Summons and Successful Prosecutions

No notification of summons or successful prosecutions was received in the reporting period.

Reporting Change

There was no reporting change in the reporting period.

Future Key Construction Activities

Key construction activities to be considered in the next two months included:

Portion 1 & 3:

- PAB 355 pipe piling
- PAB Excavation & Tie Back Installation
- Pump house E&M provision
- CLP cable draw pit and ducting construction
- Tunnel excavation Q1 continue arch install, shotcrete, Jumbo drilling works and grouting
- Tunnel excavation Q2, pipe pile cutting and kick off excavation
- Site Set up - Shotcrete supply, disposal arrangement,

Portion 5:

- Open trench main laying works
- ELS for Receiving Pit
- Reinstatement works
- Backfilling works
- Trial Pit Works
- Pipe jacking work

Potential environmental impacts arising from the above construction activities are mainly associated with construction dust, construction noise, water pollution control, waste management and landscape and visual.

1. INTRODUCTION

1.1 Project Background

1.1.1 The relocated Diamond Hill Fresh Water and Salt Water Service Reservoirs (DHSRs) will be constructed in a series of caverns linked by access tunnels and adits. The relocated Diamond Hill Fresh Water Service Reservoirs (DHFWSR) and Diamond Hill Salt Water Service Reservoirs (DHSWSR) will be compartmented while the existing Diamond Hill Pumping Station (DHPS) will be split into two (2) pump houses for fresh and salt water supply when relocated.

1.1.2 Ancillary facilities to be constructed near the tunnel portal may include transformer room, switch room, emergency generator room, control room, ventilation building, and pumping station control room, which will be constructed in an above-ground building outside the tunnel.

1.1.3 The scope of the Project comprises the following:

- a) Construction of the relocated DHSRs and associated pumping stations and water main laying works;
- b) Construction of tunnels, adits, ventilation system and caverns for accommodating the relocated DHSRs and the associated facilities;
- c) Terminating the operation of the existing DHSRs and the associated facilities; and
- d) All other associated works that are incidental to and necessary for the completion of the Project.

1.1.4 The major construction activities of the Project include earthworks, drilling and blasting, construction of concrete structures, handling and transportation of excavated materials, water mains laying, installation of electrical and mechanical (E&M) equipment and material transportation. The operation of the existing DHSRs and the associated facilities will be terminated after the completion of the testing and commissioning of the relocated DHSRs. Under the Project, the existing DHSRs and associated facilities will be retained after termination of the operation. The subsequent demolition works will be carried out by other government departments/project proponents.

1.1.5 The Project construction was commenced on 31 March 2023 and the completion date for the construction works would be on 12 April 2027.

1.1.6 The Project is a Designated Project under Item Q.2, Part I of Schedule 2 of the Environmental Impact Assessment Ordinance, "Underground Rock Caverns", which requires an environmental permit from the Environmental Protection Department (EPD) for its construction and operation.

1.1.7 Pursuant to the Environmental Impact Assessment Ordinance (EIAO), the Director of EPD granted the Environmental Permits (EP-602/2021) to the Water Supplies Department (WSD) for the Project.

1.1.8 Acuity Sustainability Consulting Limited (ASCL) is commissioned by Chun Wo – Sinohydro Joint Venture to undertake the role of Environmental Team under the Environmental Permit (EP) EP-602/2021, and to carry out the EM&A programme in fulfilment of the EM&A Manual, and other requirements stipulated in the associated EIA Report.

1.1.9 This is the 26th Monthly EM&A Report summarizing the key findings of the construction phase EM&A programme from 1 May to 31 May 2025 (the reporting period) and is submitted to fulfil the requirements under Condition 3.4 of EP-602/2021 and Section 13.3 of the EM&A Manual of the Project.

1.2 Construction Works Programme

1.2.1 The construction works of the Project was commenced on 31 March 2023. The construction works programme, and the location of construction works of the Project are shown in **Appendix A** and **Figure 1.1**, respectively. A summary of construction activities undertaken during the reporting period is presented below:

Portions 1 & 3:

- Within shaft, install and remove some strutting & Pipe pile
- Tunnel excavation
- PAB Excavation & Tie Back Installation
- Pump house E&M provision
- CLP cable draw pit and ducting construction

Portion 5:

- Open trench main laying works
- ELS for Receiving Pit
- Reinstatement works
- Backfilling works
- Trial Pit Works
- Pipe jacking work

1.2.2 **Table 1.1** summarise the status of temporary traffic sections near the works sites.

Table 1.1 Status of the Temporary Traffic Arrangement (TTA) Sections

Name of TTA	Status
Section 1 – Lion Rock Road	Implemented
Section 1 - Chuk Yuen Road (Westbound) near Tin Ma Court	Implemented
Section 1 - Chuk Yuen Road (Eastbound) near Tin Wang Court	Implemented
Section 2 - Chuk Yuen Road near Pang Ching Court	Implemented
Section 2 – Chuk Yuen Road near Pang Ching Court (eastbound)	Implemented
Section 2 - Chuk Yuen Road near Chuk Yuen South Estate (westbound)	Implemented
Section 2 - Chuk Yuen Road near Chuk Yuen Estate Bus Terminus (westbound)	Implemented
Section 2 - Chuk Yuen Road near Chuk Yuen Estate Bus Terminus (eastbound)	Implemented
Section 3 - Chuk Yuen Road near Bus Terminus (eastbound)	Implemented
Section 3 - Chuk Yuen Road near Market (westbound)	Implemented
Section 3 - Tsz Wan Shan Road stage 3	Implemented
Section 3 - Lung Fung Street (Open Trech Section)	Implemented
Section 3 – Ming Fung Street	Implemented
Section 3 – Sheung Fung Street	Implemented

1.3 Project Organization

1.3.1 Different parties with different levels of involvement in the Project organization include:

- Project Proponent: Water Supplies Department (WSD)
- Supervisor/ Engineer’s Representative (ER): Binnies Hong Kong Limited
- Contractor: Chun Wo - Sinohydro Joint Venture
- Environmental Team (ET): Acuity Sustainability Consulting Limited
- Independent Environmental Checker (IEC): Umwelt Consulting Limited

1.3.2 The key personnel contact names and telephone number are presented in **Appendix B**.

1.4 License, Notification and Permits

1.4.1 A summary of the relevant permit, licences, and/ or notifications on environmental protection for this Project are presented in **Table 1.2**.

Table 1.2 Status of Environmental License, Notifications and Permits

Permit / License No.	Valid Period		Status
	From	Expired On	
<i>Environmental Permit</i>			
EP-602/2021	14/12/2021	-	Valid
<i>Notification Pursuant to Section 3(1) of the Air Pollution Control (Construction Dust) Regulation</i>			
Ref. No.: 487301	09/12/2022	-	Valid
<i>Billing Account for Disposal of Construction Waste</i>			
7046085	04/01/2023	-	Valid
<i>Registration of Chemical Waste Producer</i>			
WPN 5213-282-C4760-0	30/12/2022	-	Valid
<i>Effluent Discharge License under Water Pollution Control Ordinance</i>			
WT00043965-2023	31/05/2023	31/05/2028	Valid
WT10002621-2023	08/04/2024	30/04/2029	Valid
<i>Construction Noise Permit</i>			
GW-RE0444-25 (Portion 1 & 3)	29/04/2025	29/08/2025	Valid
GW-RE0361-25 (Portion 5)	01/04/2025	01/09/2025	Valid

GW-RE0550-25 (Special Case)	22/05/2025	31/10/2025	Valid
GW-RE0477-25 (Special Case)	02/05/2025	31/08/2025	Valid

1.4.2 The submission status of the EP and the implementation status of the mitigation measures stated in the EP had been reviewed, all submission were submitted/ deposited to the Director of Environmental Protection (DEP) on schedule, no non-compliance of EP conditions was recorded during the reporting period. The summary of submission status under Environmental Permit EP-602/2021 are summarized in **Table 1.3**.

Table 1.3 Summary of Status of Submission under EP-602/2021

EP Condition	Title of Submission	Submission Status
1.11	Commencement Date of Construction	Notified the DEP on 22 Feb 2023
2.9	Management Organization(s)	Informed the DEP on 20 Feb 2023
2.10	Environmental Permit (EP) Submission Schedule	22 Feb 2022 (1st Submission)
2.11	Construction Works Schedule and Location Plan	28 Feb 2023 (Deposited)
2.12	Construction Noise Management Plan (CNMP)	<ul style="list-style-type: none"> • 28 Feb 2023 (1st submission) • The EPD's comments were issued on 8 Mar 2023 • The revised CNMP was submitted to the EPD for comment on 31 Jul 2023. • The EPD issued further comments on 16 Aug 2023. • The CNMP was further revised, certified by the ET Leader, verified by the IEC, and issued to the EPD on 22 Aug 2023. • The revised CNMP was submitted to the EPD for comment on 15 Sept 2023. • The EPD had no further comment on 5 Oct 2023.
2.13	Waste Management Plan (WMP)	<ul style="list-style-type: none"> • 28 Feb 2023 (1st submission) • The EPD's comments were issued on 3 Apr 2023. • The revised WMP was submitted to the EPD for comment on 26 July 2023.

EP Condition	Title of Submission	Submission Status
		<ul style="list-style-type: none"> • The WMP was further updated and submitted to the EPD on 16 Aug 2023. • The EPD had no further comment on 19 Sep 2023.
2.14	Landscape and Visual Mitigation Plan (LVMP)	<ul style="list-style-type: none"> • 28 Feb 2022 (1st Submission) • The EPD's comments were issued on 29 Mar 2023. • The revised LVMP was certified by the ET Leader, verified by the IEC, and issued to the EPD on 22 Aug 2023. • The EPD issued further comments on 11 Sep 2023. • The revised LVMP was certified by the ET Leader, verified by the IEC, and issued to the EPD on 15 Jan 2024. • The EPD issued further comments on 31 Jan 2024. • The revised LVMP was certified by the ET Leader, verified by the IEC, and issued to the EPD on 19 Apr 2024 • The EPD had no further comment on 29 Apr 2024.
3.3	Baseline Monitoring Report	<ul style="list-style-type: none"> • 17 Mar 2023 (1st Submission) • 27 Apr 2023 (2nd Submission) • 1 June 2023 (3rd Submission) • 13 July 2023 (Formal submission) • 3 Aug 2023 (accepted by the EPD)
3.4	Monthly EM&A Report (April 2025)	12 May 2025
4.2	Dedicated Internet Website	2 May 2023

1.4.3 Following the EPD's comments on the Baseline Monitoring Report (Ref. No. BMR-3.1, dated 17 March 2023), updating of air quality and noise monitoring locations were proposed, including cancellation of noise monitoring station at Tower 1, Meridian Hill (NM-1), resumption of air quality and noise monitoring stations at Block 6, Tsui Chuk Garden (i.e. DM-4 and NM-4) and proposal of new noise

monitoring locations at Wo Tin House, Shatin Pass Estate (NM-5) and Sheung Fung Street Customs Staff Quarter (NM-6).

- 1.4.4 Additional baseline monitoring for air quality monitoring station DM-4, and noise monitoring stations NM-4, NM-5 and NM-6 was carried out between 2 May and 16 May 2023. The Baseline Monitoring Report was updated with all baseline monitoring results included, certified by the ET Leader, and verified by the IEC on 30 May 2023. The updated Baseline Monitoring Report was submitted to the EPD on 1 June 2023. A minor comment was received from the EPD on 26 June 2023. Following the advice from the EPD, the Report was formally submitted to the EPD on 13 July 2023 after amendment. The Report was accepted by the EPD on 3 August 2023.

1.5 Brief Summary of EM&A Requirements

Air Quality

- 1.5.1 In accordance with the EM&A Manual, the ET shall carry out impact monitoring during construction phase of the project. For 1-hour Total Suspended Particulates (TSP) monitoring, the sampling frequency of at least three times every six days should be undertaken when the highest dust impact occurs.
- 1.5.2 Action and Limit Levels for the 1-hour TSP monitoring works are discussed in **Section 2.4**. Should non-compliance of the criteria occur, action in accordance with the Event and Action Plan presented in **Appendix C** shall be carried out.
- 1.5.3 The air quality mitigation measures detailed in the EM&A Manual were recommended to be implemented during the construction phase. The implementation statuses of these measures are presented in **Appendix D**.

Noise Monitoring

- 1.5.4 Construction noise monitoring should be carried out at the designated monitoring stations directly affected by the construction works once every week after the commencement of construction. During construction works, one set of $L_{eq(30\text{-min})}$ measurement at each station between 0700 and 1900 hours on normal weekdays shall be taken. If construction works are extended to include works during the period between 1900 and 0700 hours, additional weekly impact monitoring shall be carried out during evening and night-time works.
- 1.5.5 Action and Limit Levels for the noise monitoring are discussed in **Section 3.5**. Should non-compliance of the criteria occur, action in accordance with the Event and Action Plan presented in **Appendix C** shall be carried out.
- 1.5.6 The noise mitigation measures detailed in the EM&A Manual are recommended to be implemented during the construction phase. The implementation statuses of these measures are presented in **Appendix D**.

Environmental Requirements in Contract Documents

1.5.7 According to *Particular Specification (PS)*, the Contractor shall undertake environmental protection measures to reduce the environmental impacts arising from the execution of the works. The Contractor shall also observe and comply with relevant environmental protection and pollution control ordinances. The Contractor shall design, construct, operate and maintain pollution control measures to ensure compliance with the contract provisions as well as the environmental ordinances and their regulations.

1.5.8 The Contractor shall also:

- Implement air pollution and noise abatement practices as specified in *PS*;
- Minimise generation of wastewater from the Site;
- On-site sorting of Construction and Demolition (C&D) materials;
- Establish a mechanism to record the quantities of C&D materials generated each month, using the monthly summary “Waste Flow Table”;
- Control the use of timbers;
- Implement a trip ticket system (TTS) for tracking the removal of C&D materials from the Site to the disposal grounds;
- Prepare an Environmental Management Plan (EMP) in accordance with GS Section 25 and *PS* for implementation on the Site to reduce environmental nuisance and C&D materials arising from Works, throughout the construction period;
- Arrange weekly environmental walk to inspect the Site, checking that the environmental performance of the Site is satisfactory and in compliance with the requirements under the contract and EMP; and
- Carry out site specific induction training about environmental management as well as safety for all staffs and workers, and provide toolbox talks for workers on environmental nuisance abatement and waste management.

2. AIR QUALITY MONITORING

2.1 Monitoring Locations

2.1.1 The air quality monitoring locations for impact monitoring during the reporting period are listed in **Table 2.1** and presented in **Figure 2.1**.

Table 2.1 Air Quality Monitoring Stations for Construction Phase

ID	Description	Coordinates	
		Northing	Easting
DM-1	Tennis Court near Tin Ma Court	822705	837047
DM-2	Chun Sing House, Tin Ma Court	822673	837143
DM-3	Grace Methodist Church Kindergarten	822782	837227
DM-4	Block 6, Tsui Chuk Garden	822926	837246
DM-4a ⁽¹⁾	Road pavement near Wang King House, Tin Wang Court	822854	837340

Notes:

1. An additional air quality monitoring station DM-4a was proposed by the ET and agreed by the ER, IEC and EPD.

2.2 Air Quality Monitoring Parameter, Frequency and Duration

2.2.1 **Table 2.2** summarized the monitoring parameter, duration, and frequency of impact air quality monitoring.

Table 2.2 Impact Air Quality Monitoring Parameter, Duration and Frequency

Parameter	Frequency	Duration
1-hour TSP	3 times every 6 days	Throughout the construction phase

2.3 Monitoring Equipment and Methodology and QA/ QC Procedure

Proposal of Using Portable Direct Reading Dust Meter

2.3.1 Direct reading dust meters were used for measuring 1-hour TSP levels during the impact air quality monitoring. According to Section 4.4.1 of the EM&A Manual, the proposed use of direct reading dust meters was submitted to and agreed by the IEC.

2.3.2 Sufficient number of monitoring instruments was prepared by the ET for carrying out the impact monitoring. All equipment and associated instrumentation were clearly labelled.

- 2.3.3 Wind data were collected from the records of Hong Kong Observatory Kai Tak Wind Station (22.30966N, 114.21336E), which is located at the south-eastern side of runway of the former Kai Tak Airport about 4.5 km south-east from the project site.
- 2.3.4 Equipment used in the impact air quality monitoring programme is summarised in **Table 2.3**. Calibration certificates for the impact air quality monitoring equipment are attached in **Appendix E**.

Table 2.3 Impact Air Quality Monitoring Equipment

Equipment	Brand and Model	Serial No.	Calibration Due Date
Direct Reading Dust Meter	Sibata LD-5R	0Z4545	12/09/2025
		882106	12/09/2025
		942532	12/09/2025

Maintenance and Calibration

- 2.3.5 Direct reading dust meters have been calibrated against high volume samplers (HVSs) annually. A 2-day, three 3-hour measurement results per day from direct reading dust meters were taken to compare with the sampling results from the HVSs. The correlation between the direct reading dust meters and the HVSs were then concluded. By accounting for the correlation factor, the direct reading dust meters are considered to achieve comparable results as that of the HVSs.
- 2.3.6 The 1-hour TSP measurement follows the instruction provided in the manufacturer's manual. Before initiating a measurement, zeroing the portable dust meter was carried out to ensure the accuracy of each measurement.

2.4 Action and Limit Levels

- 2.4.1 The action and limit levels were established in accordance with the EM&A Manual. **Table 2.4** presents the action and limits levels for 1-hour TSP monitoring. Should non-compliance of the criteria occur, action in accordance with the Event and Action Plan presented in **Appendix C** shall be carried out.

Table 2.4 Action and Limit Levels for 1-hour TSP

Monitoring Station	Action Level ($\mu\text{g}/\text{m}^3$)	Limit Level ($\mu\text{g}/\text{m}^3$)
DM-1	300.1	500
DM-2	289.0	
DM-3	289.7	
DM-4	294.9	
DM-4a	291.6	

2.5 Results and Observation

- 2.5.1 The impact air quality monitoring was conducted on 2, 8, 14, 20, 26 and 29 May 2025. The impact air quality monitoring schedule for the reporting period is shown in **Appendix F**.

2.5.2 The monitoring results and graphical presentation of impact air quality monitoring are shown in **Appendix G**. No action or limit levels exceedance was recorded in the reporting period.

Table 2.5 Summary of Impact 1-hour TSP Monitoring Results

Monitoring Station	TSP Concentration, $\mu\text{g}/\text{m}^3$			Action Level	Limit Level
	Average	Minimum	Maximum		
DM-1	37	22	46	300.1	500
DM-2	33	26	42	289.0	
DM-3	45	30	55	289.7	
DM-4	40	23	49	294.9	
DM-4a	55	36	68	291.6	

2.5.3 During the impact air quality monitoring, the major dust sources at each monitoring stations were summarized in **Table 2.6**.

Table 2.6 Influencing Factors at/ near Air Quality Monitoring Stations

Monitoring Stations	Influencing Factors
DM-1	Not identified
DM-2	Not identified
DM-3	Not identified
DM-4	Not identified
DM-4a	Not identified

2.5.4 Weather conditions during impact monitoring are presented in **Appendix G** and extracts of wind data recorded at Kai Tak Wind Station available from the Hong Kong Observatory are presented in **Appendix H**.

3. NOISE MONITORING

3.1 Monitoring Locations

3.1.1 The monitoring locations for construction noise monitoring are listed in **Table 3.1** and shown in **Figure 3.1**.

Table 3.1 Noise Monitoring Stations during Construction Phase

ID	Description	Measurement	Coordinates	
			Northing	Easting
NM-2	Chun Sing House, Tin Ma Court	Façade	822668	837143
NM-3	Grace Methodist Church Kindergarten	Façade	822782	837227
NM-4	Block 6, Tsui Chuk Garden	Façade	822926	837246
NM-4a ⁽¹⁾	Road pavement near Wang King House, Tin Wang Court	Free field	822854	837340
NM-5 ⁽²⁾	Wo Tin House, Shatin Pass Estate	Façade	823360	838143
NM-6 ⁽²⁾	Sheung Fung Street Customs Staff Quarters	Free field	823134	838412

Notes:

The noise monitoring station proposed in the EM&A Manual (NM-1) was not available for baseline and impact monitoring. Therefore, impact monitoring at NM-1 was cancelled and agreed by the ER, IEC and EPD.

(1) An additional noise monitoring station NM-4a was proposed by the ET and agreed by the ER, IEC and EPD.

(2) Main laying works near NM-5 and NM-6 were commenced in early September 2023. Noise monitoring at NM-5 and NM-6 was commenced on 7 September 2023.

3.2 Noise Monitoring Parameter, Frequency and Duration

3.2.1 Construction noise level was measured by the ET and measured in terms of the A-weighted equivalent continuous sound pressure level (L_{eq}). $L_{eq(30-min)}$ was adopted as the monitoring parameter for the construction noise monitoring.

3.2.2 As supplementary information for data auditing, statistical results such as L_{10} and L_{90} were also obtained for reference.

3.2.3 **Table 3.2** summarized the monitoring parameters, duration, and frequency of construction noise monitoring.

Table 3.2 Construction Noise Monitoring Parameter, Frequency and Duration

Parameters	Time	Frequency	Duration
$L_{eq(30-min)}$	0700 and 1900 hours on normal weekdays	Once every week	Throughout the construction phase

3.3 Monitoring Equipment, Methodology and QA / QC Procedure

3.3.1 As referred to the technical memorandum (TM) issued under the NCO, sound level meters in compliance with the International Electrotechnical Commission Publications 651: 1979 (Type 1) and 804: 1985 (Type 1) specifications were used for carrying out the construction noise monitoring.

3.3.2 Noise measurements were not made in fog, rain, wind with a steady speed exceeding 5 m/s or wind with gusts exceeding 10 m/s. The wind speed was checked with a portable wind speed meter capable of measuring the wind speed in m/s.

3.3.3 Sufficient number of noise measuring equipment and associated instrumentation was prepared by the Environmental Team. All the equipment and associated instrumentation were clearly labelled.

3.3.4 Wind data were collected from the records of Hong Kong Observatory Kai Tak Wind Station (22.30966N, 114.21336E), which is located at the south-eastern side of runway of the former Kai Tak Airport about 4.5 km south-east from the project site.

3.3.5 The monitoring procedures are as follows:

- For façade measurement, the monitoring station was set at a point 1 m from the exterior of the sensitive receiver building façade and set at a position 1.2 m above the ground. For free-field measurement, the monitoring station was set at a position 1.2 m above ground.
- The battery condition was checked to ensure good functioning of the meter.
- Parameters such as frequency weighting, the time weighting and the interval were set as follows:
 - Frequency weighting: A
 - Time weighting: Fast
 - Interval: 30 minutes ($L_{eq(30-min)}$) would be determined for daytime noise by calculating the logarithmic average of six consecutive $L_{eq(5-min)}$ data
- Prior to and after each noise measurement, the meter was calibrated using an acoustic calibrator for 94.0 dB at 1000 Hz. If the difference in the calibration level before and after measurement is more than 1.0 dB, the measurement was considered invalid and repeat of noise measurement will be required after re-calibration or repair of the equipment.
- At the end of the monitoring period, the values of L_{eq} , L_{90} and L_{10} were recorded. In addition, noise sources were recorded on a standard record sheet.

3.3.6 **Table 3.3** summarized the noise monitoring equipment used during the construction noise monitoring. Calibration certificates for the impact noise monitoring equipment are attached in **Appendix E**.

Table 3.3 Construction Noise Monitoring Equipment

Equipment	Model (Serial Number)	Calibration Due Date
Sound Level Meter	SVANTEK-SVAN 971 (96062)	23/7/2025
Sound Calibrator	Rion NC-75 (34724243)	03/10/2025

3.4 Maintenance and Calibration

3.4.1 Maintenance and calibration procedures are as follows:

- The microphone head of the sound level meter and calibrator were regularly cleaned with a soft cloth; and
- The sound level meter and acoustic calibrator were calibrated annually by a HOKLAS accredited laboratory or the manufacturer.

3.5 Action and Limit Levels

3.5.1 The Action and Limit Levels were established in accordance with the EM&A Manual. **Table 3.4** presents the Action and Limit Levels for construction noise. Should non-compliance of the criteria occur, action in accordance with the Event and Action Plan presented in **Appendix C** shall be carried out.

Table 3.4 Action and Limit Levels for Construction Noise Monitoring

Monitoring Stations	Action Level	Limit Level	Time Period
NM-2	When one documented complaint is received	75 dB(A)	0700 - 1900 hours on normal weekdays
NM-3		70/ 65 dB(A) *	
NM-4		75 dB(A)	
NM-4a		75 dB(A)	
NM-5		75 dB(A)	
NM-6		75 dB(A)	

Notes:

If works are to be carried out during restricted hours, the conditions stipulated in the construction noise permit issued by the Noise Control Authority have to be followed.

* 70 dB(A) for school and 65 dB(A) during school examination period.

3.6 Results and Observations

3.6.1 The construction noise monitoring was conducted on 2, 8, 14, 20 and 26 May 2025. The monitoring schedule is presented in **Appendix F**.

3.6.2 The construction noise monitoring results are summarized in **Table 3.5**. No Action Level or Limit Level exceedance was recorded in the reporting period. Details of the results and graphical presentation are shown in **Appendix I**.

Table 3.5 Summary of Construction Noise Monitoring Results

Monitoring Station	Noise Level, dB(A)			Limit Level
	<i>L_{eq}</i> (30-min)			
	Mean	Minimum	Maximum	
NM-2	69.5	68.8	69.8	75 dB(A)
NM-3	65.4	65.1	66.3	70/65 dB(A) ⁽¹⁾
NM-4	63.6	62.2	64.4	75 dB(A)
NM-4a	72.3	71.3	73.4	75 dB(A)
NM-5 ⁽²⁾	62.1	60.3	62.9	75 dB(A)
NM-6 ⁽²⁾	68.7	67.7	69.4	75 dB(A)

Note:

(1) 70 dB(A) for school and 65 dB(A) during school examination period.

(2) Impact monitoring at NM-5 and NM-6 was commenced on 7 September 2023.

3.6.3 Weather conditions during impact monitoring are presented in **Appendix I** and extracts of wind data recorded at Kai Tak Wind Station available from the Hong Kong Observatory are presented in **Appendix H**.

3.6.4 During the construction noise monitoring period, the influencing factors which may affect the results are summarized in **Table 3.6**.

Table 3.6 Influencing Factors at Noise Monitoring Stations

Monitoring Stations	Influencing Factors
NM-2	Road traffic noise, construction noise from 76 Broadcast Drive project
NM-3	Road traffic noise
NM-4	Road traffic noise
NM-4a	Road traffic noise
NM-5	Road traffic noise
NM-6	Road traffic noise

4. WASTE MANAGEMENT

4.1.1 Waste generated from the Project includes inert construction and demolition (C&D) materials and non-inert C&D wastes in the reporting period. The amount of waste generated by the construction works of the Project during the reporting period is shown in **Table 4.1** and the cumulative waste flow table was presented in **Appendix J**.

Table 4.1 Summary of Waste Generated in the Reporting Period

Month	Actual Quantalities of Inert C&D Materials Generated Monthly						Actual Quantities of C&D Wastes Generated Monthly					Actual Quantities of C&D Wastes Recycled				
	Total Quantity Generated	Broken Concrete (including rock for recycling into aggregates)	Reused in the Contract	Reused in other Projects	Disposed as Public Fill	Imported Fill	Metals	Paper/ Cardboard Packaging	Plastics	Chemical Waste	Others e.g., general refuse	Metals	Paper/ cardboard packaging	Plastics (bottles/ containers, plastic sheets/foam package material)	Yard Waste	Others
	(in '000m ³)	(in '000m ³)	(in '000m ³)	(in '000m ³)	(in '000m ³)	(in '000m ³)	(in '000kg)	(in '000kg)	(in '000kg)	(in '000kg)	(in '000m ³)	(in '000kg)	(in '000kg)	(in '000kg)	(in '000kg)	(in '000m ³)
May 2025	3.7729	0.0000	0.1059	1.7997	1.8673	0.04	0.0000	0.0000	0.0000	0.0000	0.0036	0.0000	0.0000	0.0000	0.0000	0.0000

4.1.2 Construction and demolition (C&D) materials sorting was carried out on site. Sufficient receptacles were provided for general refuse collection and sorting. Excavated inert C&D materials were reused to minimize the disposal of C&D waste to public fill.

4.1.3 The Contractor was advised to minimize the amount of waste through recycling or reusing. All applicable mitigation measures stipulated in the EM&A Manual and waste management plans shall be fully implemented.

4.1.4 The total amount of waste generated since commencement of work was 30,867.5 m³ and recyclables generated from office are sent to San Po Kong Recycling Store. Also, the main contractor was promoting plastic-free culture at site so no more drinks in plastic bottles selling at site since July 2023 to minimize the generation of plastic wastes.

5. ENVIRONMENTAL SITE INSPECTION AND AUDIT

- 5.1.1 Site inspections were carried out by the ET on a weekly basis to monitor the implementation of proper environmental pollution control mitigation measures for the Project. During the reporting period, site inspections were carried out on 2, 9, 16, 21 and 30 May 2025. A joint site inspection with the ER, the Contractor and the IEC was carried out on 21 May 2025.
- 5.1.2 During the site inspections in the reporting period, no non-conformance was identified. Key observations and reminders during the site inspections are described in **Table 5.1**.

Table 5.1 Summary of Site Inspection Observations and Recommendations

Inspection Date	Key Observations/ Reminders	Follow-up Action
2 May 2025	Work area near Chuk Yuen North Estate 1. The water barrier is close to tree.	Followed (Closed on 3 May 2025)
9 May 2025	No major environmental deficiency was observed	N/A
16 May 2025	Portion 3 1. Drip tray should be provided when placing oil.	Cleaned (Closed on 16 May 2025)
21 May 2025	Work area near Tsui Chuk Garden 1. Drip tray should be provided when placing oil. 2. Sandbags need to be placed to prevent mud water flowing out.	Oil drums are removed (Closed on 22 May 2025) Sandbags and Nonwoven Geotextile are placed. (Closed on 23 May 2025)
30 May 2025	Portion 3 1. Sandbags need to be placed to prevent mud water flowing out.	Sandbags are placed. (Closed on 30 May 2025)

- 5.1.3 According to the EIA Report, EP and the EM&A Manual, the mitigation measures detailed in the documents are recommended to be implemented during the construction phase. A summary of the Project Implementation Schedule is provided in **Appendix D**.

6. ENVIRONMENTAL NON-COMPLIANCE

6.1 Summary of Exceedance

- 6.1.1 No Action Level or Limit Level exceedance was recorded for 1-hour TSP monitoring in the reporting period.
- 6.1.2 No Action Level or Limit Level exceedance was recorded for construction noise monitoring in the reporting period.
- 6.1.3 Should the monitoring results of the environmental monitoring parameters at any designated monitoring stations indicate that the Action/ Limit Levels are exceeded, the actions in accordance with the Event and Action Plans in **Appendix C** would be carried out.

6.2 Summary of Environmental Non-Compliance

- 6.2.1 No environmental non-compliance was recorded in the reporting period.

6.3 Summary of Environmental Complaint

- 6.3.1 No environmental complaint was received in the reporting period. The Cumulative Complaint Log is presented in **Appendix K**.

6.4 Summary of Environmental Summon and Successful Prosecution

- 6.4.1 There was no successful environmental prosecution or notification of summons received since the Project commencement. The Cumulative Log for environmental summon and successful prosecution is presented in **Appendix K**.

7. FUTURE KEY ISSUE

7.1 Construction Works and Potential Environmental Issues in the next Reporting Period

7.1.1 The construction programme for the Project for the next reporting period is presented in **Appendix A**.

7.1.2 Works to be undertaken in the next two months are summarized below:

Portions 1 & 3:

- PAB 355 pipe piling
- PAB Excavation & Tie Back Installation
- Pump house E&M provision
- CLP cable draw pit and ducting construction
- Tunnel excavation Q1 continue arch install, shotcrete, Jumbo drilling works and grouting
- Tunnel excavation Q2, pipe pile cutting and kick off excavation
- Site Set up - Shotcrete supply, disposal arrangement,

Portion 5:

- Open trench main laying works
- ELS for Receiving Pit
- Reinstatement works
- Backfilling works
- Trial Pit Works
- Pipe jacking work

7.1.3 Potential environmental impacts arising from the above construction activities are mainly associated with construction dust impact, noise impact, water quality impact, waste management and landscape and visual.

7.2 Recommendation

7.2.1 The key environmental mitigation measures for the Project in the coming reporting period associated with the above construction activities will include:

Dust

- Regular watering to reduce dust emissions from the exposed site surface;
- Stockpile of dusty materials shall be covered entirely by impervious sheeting;
- Provide vehicles washing facilities at all site exits to wash away any dusty materials from vehicle body;
- NRMM Labels should be displayed on the applicable equipment on site by the Contractor;
- All vehicle and plant should be cleaned before they leave a construction site.

Noise

- Only well-maintained plant should be operated on-site, and plant should be maintained regularly during the construction programme;
- Quality Powered Mechanical Equipment (QPME) should be adopted as far as possible.

Water Quality

- No effluent discharge would be allowed before the effluent discharge license is acquired.
- Surface run-off from construction sites should be discharged into dedicated discharge point via adequately designed sand/ silt removal facilities;
- Channels/ earth bunds/ sandbags barriers should be provided on site to properly direct stormwater to silt removal facilities;
- Silt removal facilities, channels and manholes should be maintained, and the deposited silt and grit should be removed regularly;
- Open stockpiles of construction materials on sites should be covered with tarpaulin or similar fabric during rainstorms;
- Perimeter channels should be provided on site boundaries where necessary to intercept stormwater run-off from outside the site so that it will not wash across the site;
- Bare slope should be covered completely by using canvas to reduce muddy surface runoff during typhoons and rainstorms.

Waste Management

- Provision of sufficient waste disposal points and regular collection of waste;
- Regular cleaning and maintenance programme for drainage system;
- Chemical containers shall be stored with drip tray underneath;
- Storage, handling, transport, and disposal of chemical waste should be arranged in accordance with the Code of Practice on the Packaging, Labelling and Storage of Chemical Wastes published by EPD, and collected by a licensed chemical waste collector.

Ecology

- Minimize loss of habitats and associated wildlife;
- Using directional lighting to prevent excessive light spill into adjacent natural habitat and disturbance to nocturnal fauna.

Landscape and Visual

- Adequate tree protection measures shall be provided for the trees to be retained on site.

8. CONCLUSION, COMMENTS AND RECOMMENDATION

8.1 Conclusion

- 8.1.1 This is the 26th Monthly EM&A Report presenting the EM&A works during the reporting period from 1 May to 31 May 2025 in accordance with the EM&A Manual.
- 8.1.2 No Action Level or Limit Level exceedance was recorded for 1-hour TSP monitoring in the reporting period.
- 8.1.3 No Action Level or Limit Level exceedance was recorded for construction noise monitoring in the reporting period.
- 8.1.4 Environmental site inspections were conducted on 2, 9, 16, 21 and 30 May 2025 by the ET in the reporting period.
- 8.1.5 No environmental complaint was received in the reporting period.
- 8.1.6 No notification of summons and prosecution was received in the reporting period.
- 8.1.7 The ET will keep track on the construction works to confirm compliance of environmental requirements and the proper implementation of all necessary mitigation measures.
- 8.1.8 No change to the EM&A programme was made in this reporting period.




8.2 Comments and Recommendations

- 8.2.1 The proposed mitigation measures were properly implemented and were considered effective and efficient in pollution control.
- 8.2.2 The ET had no recommendation following the completion of EM&A in the reporting period.

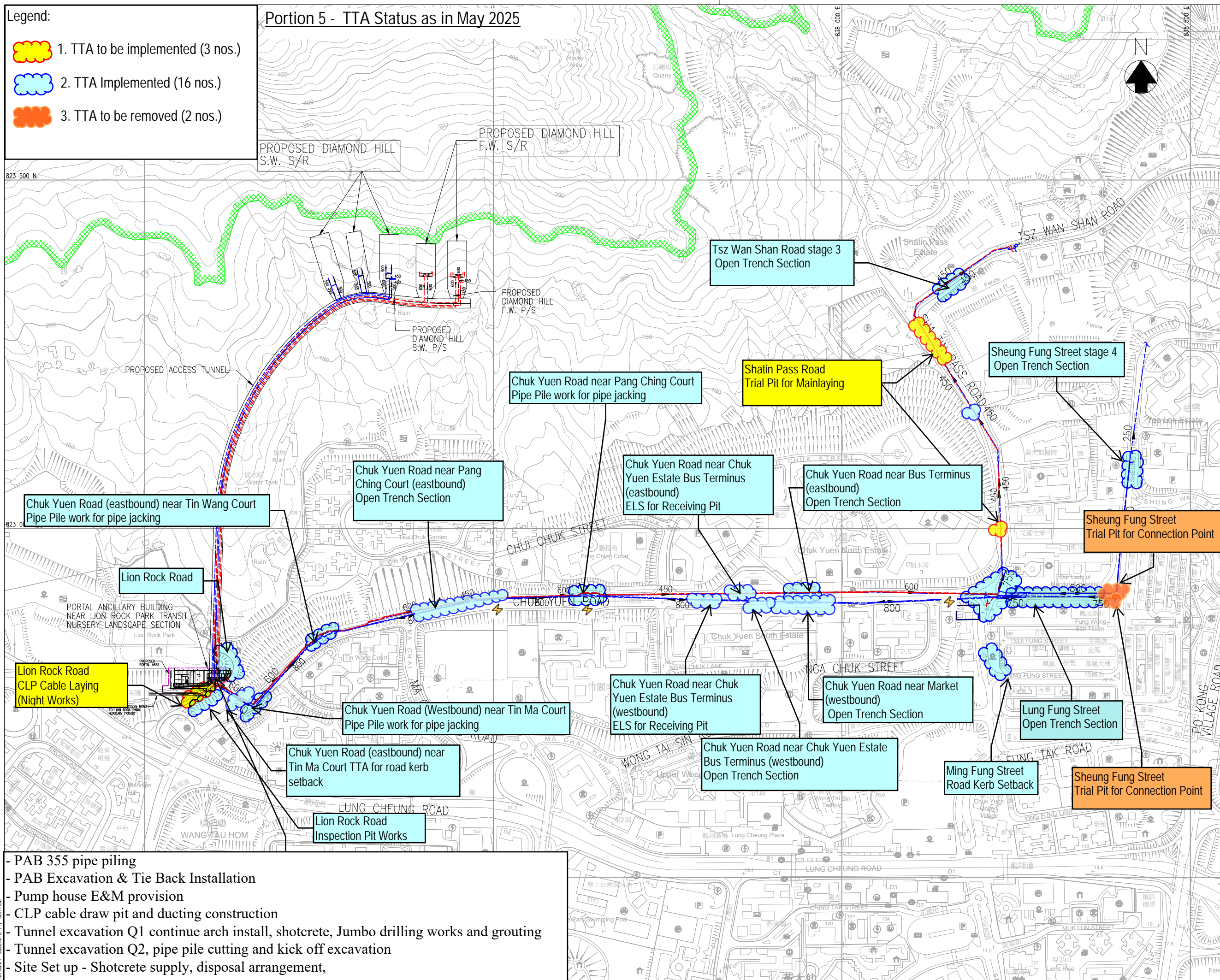
Figures

Figure 1.1 Project Layout Plan

Legend:




-  1. TTA to be implemented (3 nos.)
-  2. TTA Implemented (16 nos.)
-  3. TTA to be removed (2 nos.)

Portion 5 - TTA Status as in May 2025



© Copyright by Binnies Hong Kong Limited

NOTES:
 COPYRIGHT RESERVED
 THIS PRINT MAY NOT BE COPIED, TRACED, OR EXHIBITED WITHOUT PERMISSION OF THE WATER AUTHORITY.
 1. ALL DIMENSION ARE IN MILLIMETRES UNLESS OTHERWISE SPECIFIED.
 2. THE BASE PLAN IS EXTRACTED FROM SURVEY SHEET NOS. 11-NE-A & 11-NW-B.

- LEGEND:
-  COUNTRY PARK BOUNDARY
 -  PROPOSED FRESH WATER MAINS
 -  PROPOSED SALT WATER MAINS

Revision	Date	Description	Initial
Initial	Designed	Checked	Drawn
Date	03/21	03/21	03/21
Approved	KMF	YHP	SZ
			YHP

Contract No. 21/WSD/21

Project Title
 RELOCATION OF DIAMOND HILL FRESH WATER AND SALT WATER SERVICE RESERVOIRS TO CAVERNS

Drawing Title
 GENERAL LAYOUT OF RELOCATED DHSRS

Drawing No. 401049/B&V/AT/005

Scale A1 1 : 2500
 A3 1 : 5000

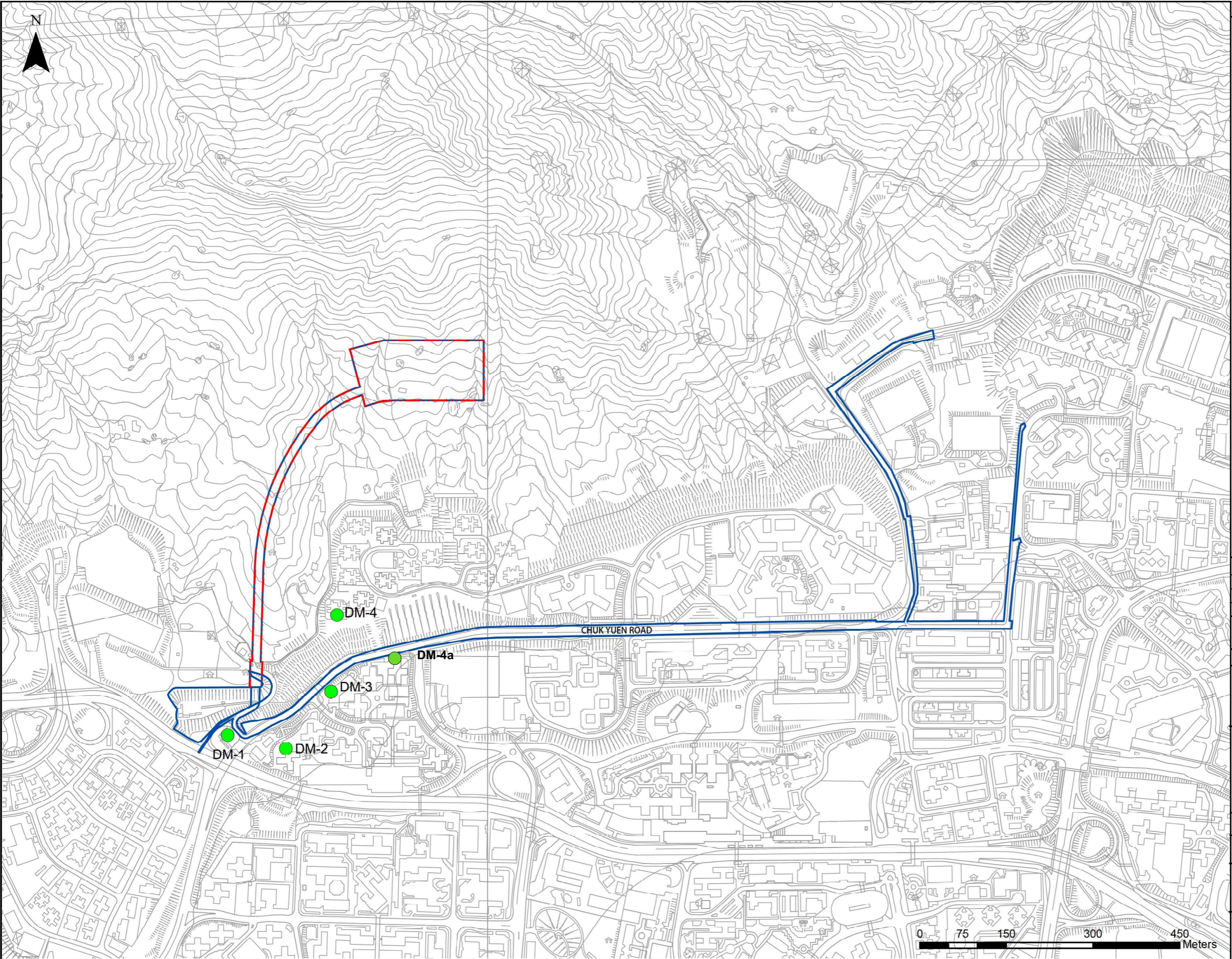


- PAB 355 pipe piling
- PAB Excavation & Tie Back Installation
- Pump house E&M provision
- CLP cable draw pit and ducting construction
- Tunnel excavation Q1 continue arch install, shotcrete, Jumbo drilling works and grouting
- Tunnel excavation Q2, pipe pile cutting and kick off excavation
- Site Set up - Shotcrete supply, disposal arrangement,

Plot Date: 2022/01/27 08:17:32

Figure 2.1 Air Quality Monitoring Stations

- Legend**
- PROJECT SITE BOUNDARY
 - - - CAVERN AND TUNNEL (UNDERGROUND)
 - CONSTRUCTION DUST MONITORING STATION



Revision	Description			
	Designed	Reviewed	Drawn	Checked
Initial	Wing	ET	Wing	ET
Date	05/21	05/21	05/21	05/21

Approved

Agreement No. **CE15/2018 (WS)**

Project Title
**RELOCATION OF DIAMOND HILL
 FRESH WATER AND SALT WATER
 SERVICE RESERVOIRS TO CAVERNS
 - INVESTIGATION, DESIGN AND
 CONSTRUCTION**

Figure Title
**Location of Air Quality
 Monitoring Stations**

Drawing No. **Figure 2.1** Revision

Scale
A3: 1:6,000

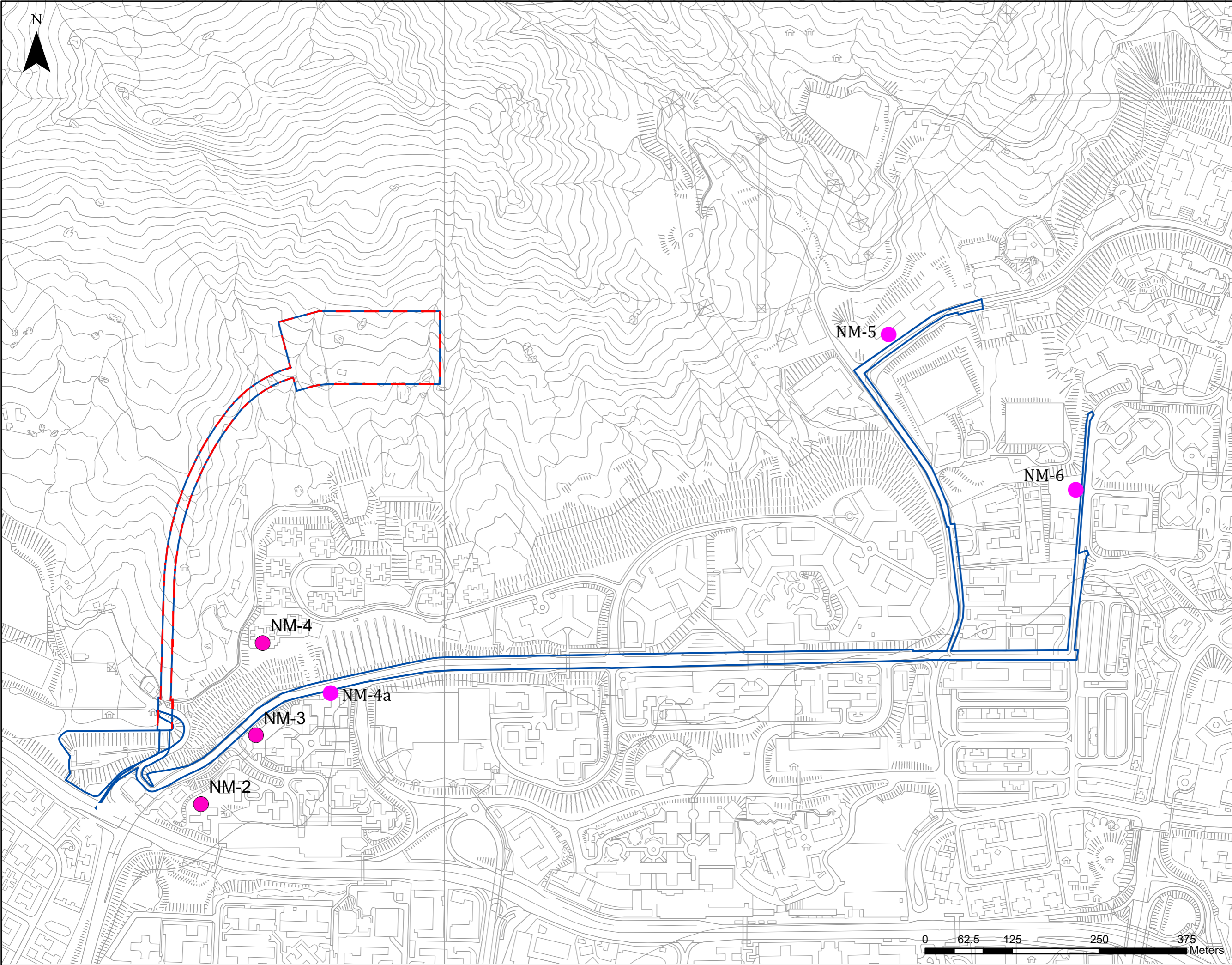
Client
 **水務署
 Water Supplies
 Department**

Consultant

**BINNIES HONG KONG LIMITED
 寶尼新工程顧問有限公司**

Figure 3.1 Construction Noise Monitoring Stations

- Legend**
- PROJECT SITE BOUNDARY
 - - - CAVERN AND TUNNEL (UNDERGROUND)
 - CONSTRUCTION NOISE MONITORING STATION



Revision	Description			
	Designed	Reviewed	Drawn	Checked
Initial	Wing	ET	Wing	ET
Date	03/21	03/21	03/21	03/21

Approved

Agreement No. CE15/2018 (WS)

Project Title
**RELOCATION OF DIAMOND HILL
 FRESH WATER AND SALT WATER
 SERVICE RESERVOIRS TO CAVERNS
 - INVESTIGATION, DESIGN AND
 CONSTRUCTION**

Figure Title
**Locations of Noise
 Monitoring Station**

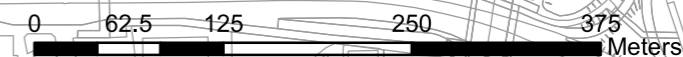
Drawing No. Figure 3.1 Revision B

Scale A3: 1:5,000

Client
 水務署
 Water Supplies
 Department

Consultant


 BINNIES HONG KONG LIMITED
 寶尼新工程顧問有限公司



Appendix A


Master Construction Programme for the Project

ID	Activity ID	Task Name	% Complete	Duration	Start	Finish	Total Slack	
341	21.BIM.1001C	Review and comment on CDE back-up proposal by PM	0%	18 days	Wed 8/5/24	Wed 29/5/24	446 days	
342	21.BIM.1002C	Prepare and submit final CDE back-up proposal to PM for acceptance	0%	6 days	Wed 29/5/24	Wed 5/6/24	446 days	
343	21.BIM.1002C	Review and Acceptance on final CDE back-up proposal by PM	0%	18 days	Wed 5/6/24	Thu 27/6/24	446 days	
344	BEAM Plus and Environmental Management Plan Submissions			99%	1234 days	Tue 29/11/22	Wed 13/1/27	438 days
345	21.BEAM.100	Submit BEAM Plus consultant's particulars to the PM for acceptance	100%	181 days	Tue 29/11/22	Wed 12/7/23	0 days	
346	21.BEAM.100	Prepare and submit Environmental Management Plan (EMP) to PM for acceptance	100%	33 days	Mon 19/12/22	Tue 31/1/23	0 days	
347	21.BEAM.100	Review of Environmental Management Plan (EMP) by PM	100%	20 days	Wed 1/2/23	Thu 23/2/23	0 days	
348	21.BEAM.100	Revise and resubmit final EMP to PM for acceptance	100%	60 days	Fri 24/2/23	Wed 10/5/23	0 days	
349	21.BEAM.100	Review & Acceptance of Environmental Management Plan (EMP) by PM	100%	18 days	Thu 11/5/23	Thu 1/6/23	0 days	
350	21.BEAM.100	Prepare and submit the Method Statement of Baseline Monitoring	100%	80 days	Fri 9/12/22	Fri 17/3/23	0 days	
351	21.BEAM.100	Review & Acceptance on the Method Statement of Baseline Monitoring by	100%	10.9 days	Sat 18/3/23	Thu 30/3/23	0 days	
352	21.BEAM.100	Submit BEAM Plus Provisional Assessment	100%	1 day	Wed 27/3/24	Thu 28/3/24	0 days	
353	21.BEAM.100	Submit BEAM Plus Final Assessment	0%	1 day	Tue 12/1/27	Wed 13/1/27	438 days	
354	Site Works			15%	1663 days	Fri 9/12/22	Tue 4/7/28	0.2 days
355	Site Wide Pre-Works			50%	557.8 days	Mon 6/2/23	Sat 14/12/24	1060.4 d...
356	21.PRW.G.10I	Tree Survey at PAB Area	100%	15 days	Mon 6/2/23	Wed 22/2/23	0 days	
357	21.PRW.G.10I	Topographic Survey at PAB Area	100%	12 days	Mon 6/2/23	Sat 18/2/23	0 days	
358	21.PRW.G.10I	UU Detection at PAB & Portion 5	100%	12 days	Fri 31/3/23	Tue 18/4/23	0 days	
359	21.PRW.G.10I	Pre-Condition Survey Site Wide	100%	29 days	Wed 26/4/23	Wed 31/5/23	0 days	
360	21.PRW.G.10I	TTA Implementation for the exposed work of dia. 1400mm pipe at Lion Rock Road	100%	2 days	Fri 1/3/24	Sat 2/3/24	0 days	
361	21.PRW.G.10I	Trial pit to exposed work of dia. 1400mm pipe at Lion Rock Road	0%	12 days	Mon 3/6/24	Mon 17/6/24	1205.4 d...	
362	21.PRW.G.10I	Boulder Survey	100%	48 days	Thu 8/6/23	Fri 4/8/23	0 days	
363	21.PRW.G.10I	Hazardous Boulder Removal Works	27%	90 days	Tue 2/4/24	Sat 20/7/24	1185.4 d...	
364	21.PRW.G.10I	Additional GI Work	87%	162.5 days	Thu 9/11/23	Mon 27/5/24	1229.7 d...	
365	21.PRW.G.10I	CLP Transformer Room Construction	0%	180 days	Thu 16/5/24	Sat 14/12/24	1053.2 d...	
366	Relocation of Transit Nursery			100%	235 days	Fri 9/12/22	Sat 23/9/23	0 days
367	SW-RTN-102C	Access to Portion 4	100%	0 days	Fri 9/12/22	Fri 9/12/22	0 days	
368	SW-RTN-101C	Liase with LCSD for facilities relocation arrangement	100%	51 days	Fri 9/12/22	Sat 28/1/23	0 days	
369	SW-RTN-105C	Relocation of Transit Nursery and other LCSD's facilities to Portion 4	100%	26 days	Mon 6/2/23	Fri 3/3/23	0 days	
370	SW-RTN-104C	Civil construction works, e.g. water supply, in Portion 4	100%	235 days	Sun 29/1/23	Wed 20/9/23	0 days	
371	SW-RTN-106C	Test and Commissioning of water supply and LCSD's facilities	100%	2 days	Fri 22/9/23	Sat 23/9/23	0 days	
372	SW-RTN-107C	Handover Portion 4 to LCSD for its management	100%	5 days	Tue 21/4/23	Tue 25/4/23	0 days	
373	Ma Chai Hang Fresh Water Service Reservoir (MCHFWSR)			100%	213 days	Fri 9/12/22	Tue 29/8/23	0 days
374	SW-P2-1010	Access to Portion 2	100%	0 days	Tue 7/3/23	Tue 7/3/23	0 days	
375	SW-P2-1000	Liase with WSD for works arrangement in MCHFWSR	100%	264 days	Fri 9/12/22	Tue 29/8/23	0 days	
376	Portal Ancillary Building (PAB)			20%	1290.6 days	Fri 9/12/22	Wed 7/4/27	4.6 days
377	Preparation Works & Site Clearance			100%	337 days	Fri 9/12/22	Sat 27/1/24	0 days
378	SW-PAB1010	Access to Portion 3	100%	0 days	Fri 9/12/22	Fri 9/12/22	0 days	
379	SW-PAB1020	Tree Survey at Portion 3	100%	23 days	Mon 6/2/23	Tue 28/2/23	0 days	
380	SW-PAB1050	Survey, Trial pit, UU detection, Condition survey	100%	40 days	Wed 8/3/23	Sun 16/4/23	0 days	
381	SW-PAB1040	Tree Treatment and Site Clearance	100%	86 days	Fri 31/3/23	Sat 24/6/23	0 days	
382	SW-PAB1060	Tree Protection Works	100%	52 days	Wed 1/3/23	Fri 21/4/23	0 days	
383	SW-PAB1030	Hoarding Erection and Site Setup	100%	218 days	Fri 9/12/22	Fri 14/7/23	0 days	
384	SW-PAB1070	Erection of metal scaffold on slope feature 11NW-B/FR 65	100%	12 days	Mon 15/1/24	Sat 27/1/24	0 days	
385	Reprovision Works (Relocate Pumping Station & Pipes)			29%	853.6 days	Wed 14/2/24	Tue 15/12/26	92.6 days
386	21.RW.CON.1	Construct New Pumping Station	52%	120 days	Wed 14/2/24	Wed 10/7/24	127.8 days	
387	21.RW.CON.1	Relocation of Existing Drain Pipes and Cable Duct	0%	18 days	Wed 10/7/24	Wed 31/7/24	127.8 days	
388	21.RW.CON.1	Relocate pump & control panel	0%	12 days	Wed 31/7/24	Wed 14/8/24	127.8 days	
389	21.RW.CON.1	Testing and Commissioning of New Pumping Station	0%	6 days	Wed 14/8/24	Tue 20/8/24	127.8 days	
390	21.RW.CON.1	Demolition of Existing Pumping Station	0%	3 days	Tue 20/8/24	Fri 23/8/24	127.8 days	
391	21.RW.CON.1	Tree compensation	0%	60 days	Tue 6/10/26	Tue 15/12/26	92.6 days	
392	Foundation, Sub-Structure and Retaining Structure			37%	1172.6 days	Mon 8/5/23	Wed 7/4/27	4.6 days
393	Cut & Cover Tunnel ELS			46%	1172.6 days	Mon 8/5/23	Wed 7/4/27	4.6 days
394	SW-PAB-2005	Formation of Piling Platform at +90.0 mPD	100%	14 days	Mon 8/5/23	Tue 23/5/23	0 days	
395	SW-PAB-904C	Site Setup & Mobilisation of plants	100%	3 days	Wed 24/5/23	Sat 27/5/23	0 days	
396	SW-PAB-905C	Driving of pipe pile (610 dia)(Total 77 nos.)(PR=1 piles/day/rig)	100%	57 days	Wed 31/5/23	Mon 7/8/23	0 days	
397	SW-PAB-330C	TTA implementation for Soil Platform and UU Support at North Side	100%	23 days	Thu 3/8/23	Tue 29/8/23	0 days	
398	SW-PAB-333C	Erection of Hoarding/Gate/Concrete Block	100%	9 days	Thu 5/10/23	Sat 14/10/23	0 days	
399	SW-PAB-334C	Construction of Capping Beam	100%	21 days	Mon 16/10/23	Thu 9/11/23	0 days	
400	SW-PAB-320C	Soil Excavation to +89.0mPD (approx. 770m3) and Lagging Wall Construction	100%	7 days	Fri 10/11/23	Fri 17/11/23	0 days	
401	SW-PAB-321C	Installation of 1st Layer of Strut at +90.0mPD	100%	28 days	Sat 18/11/23	Wed 20/12/23	0 days	
402	SW-PAB-323C	Soil Excavation from +89.0mPD to +85.0mPD (approx. 2060m3) and Lagging Wall Construction	100%	15 days	Thu 21/12/23	Wed 10/1/24	0 days	
403	SW-PAB-324C	Installation of 2nd Layer of Strut at +86.0mPD	100%	55 days	Thu 11/1/24	Sat 16/3/24	0 days	
404	SW-PAB-325C	Soil Excavation from +85.0mPD to +79.0mPD (approx. 3080m3) and Lagging Wall Construction	100%	12 days	Fri 8/3/24	Thu 21/3/24	0 days	



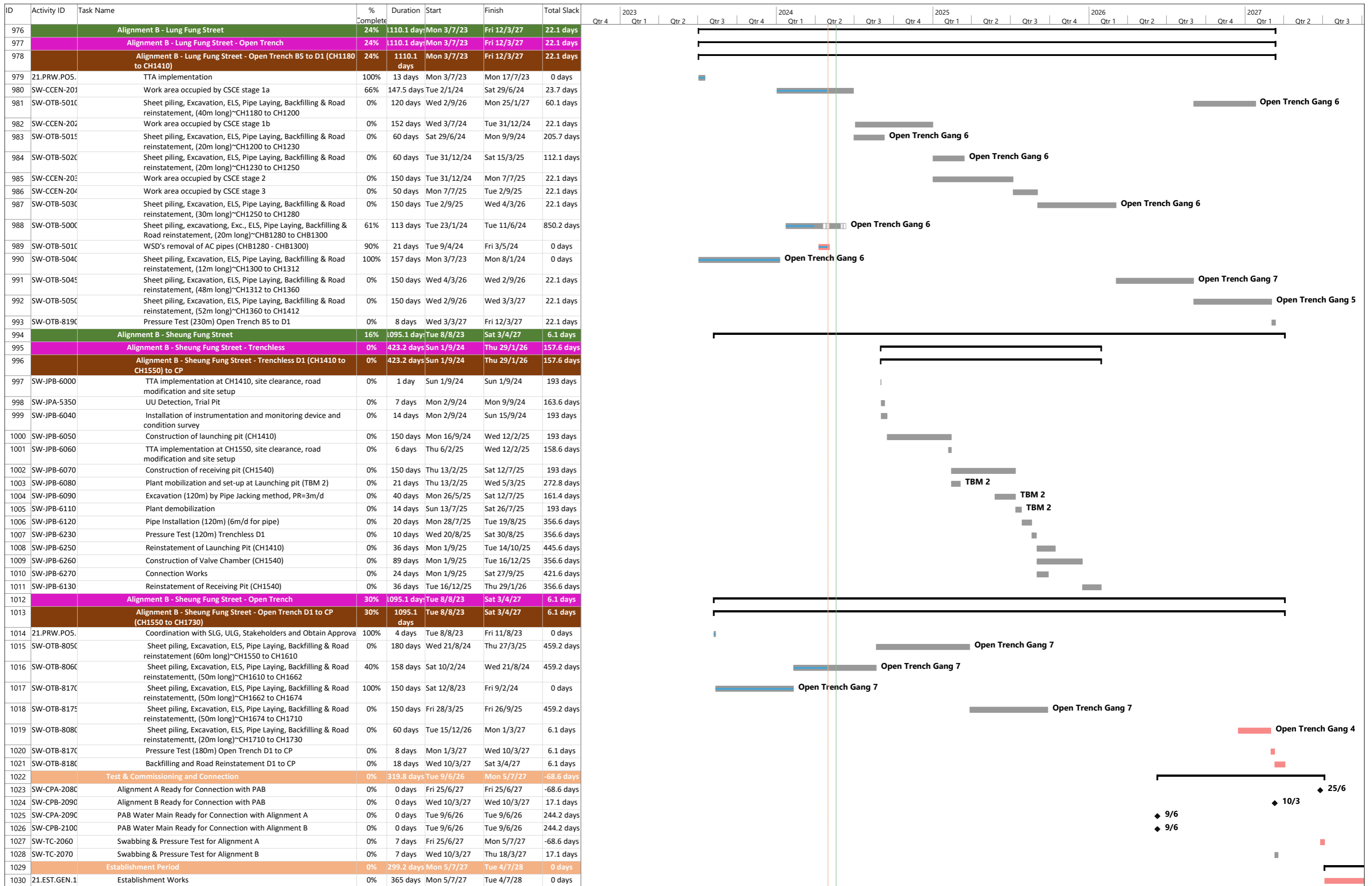
Project: 21/WSD/21
Revised Programme (Apr 2024)
Date: 1 May 2024

Task	Summary	Inactive Milestone	Duration-only	Start-only	External Milestone	Critical Split
Split	Project Summary	Inactive Summary	Manual Summary Rollup	Finish-only	Deadline	Progress
Milestone	Inactive Task	Manual Task	Manual Summary	External Tasks	Critical	Manual Progress



Project: 21/WSD/21
Revised Programme (Apr 2024)
Date: 1 May 2024

Task	Summary	Inactive Milestone	Duration-only	Start-only	External Milestone	Critical Split
Split	Project Summary	Inactive Summary	Manual Summary Rollup	Finish-only	Deadline	Progress
Milestone	Inactive Task	Manual Task	Manual Summary	External Tasks	Critical	Manual Progress



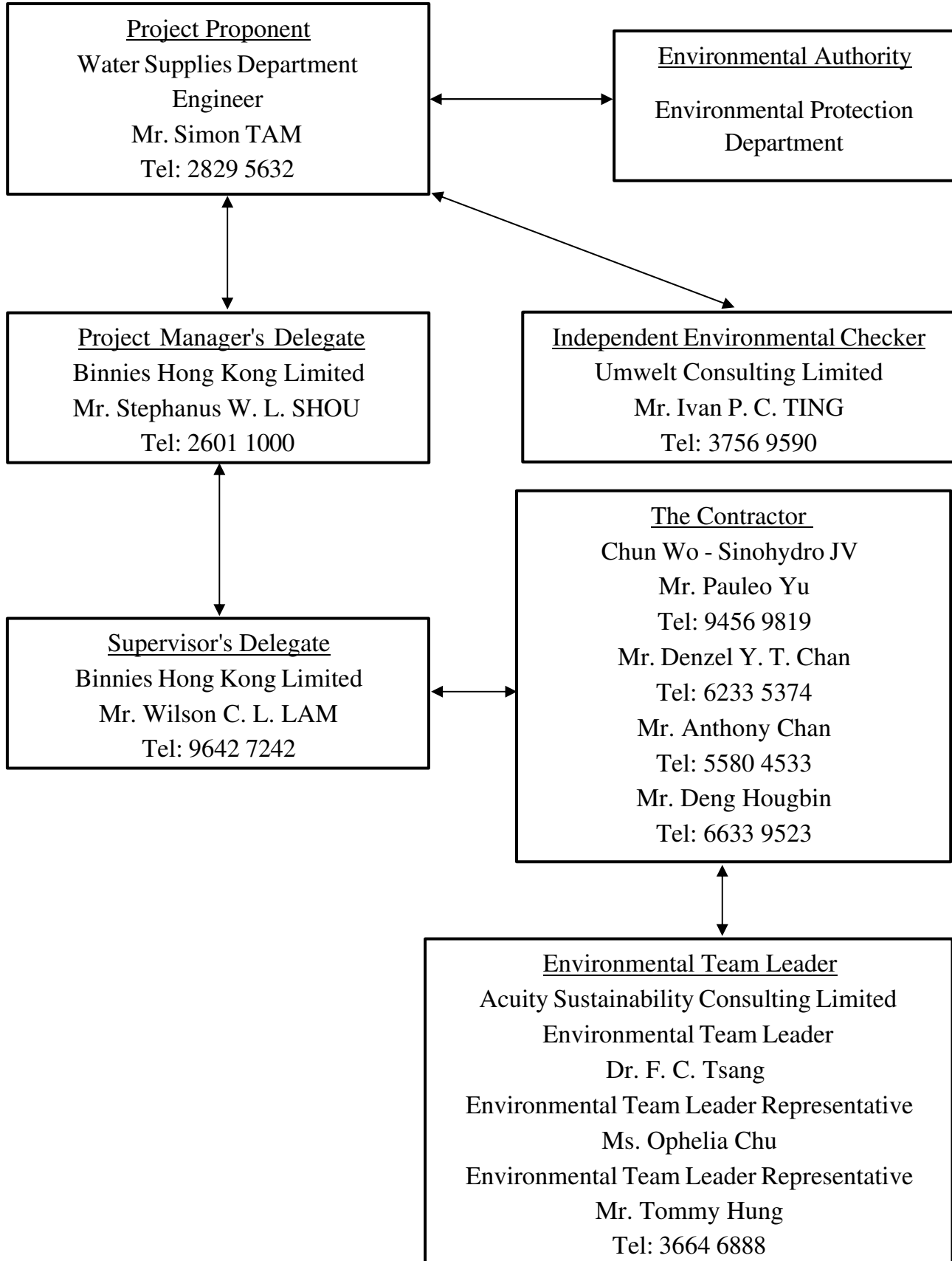
Project: 21/WSD/21
 Revised Programme (Apr 2024)
 Date: 1 May 2024

Task Summary Inactive Milestone Duration-only Start-only External Milestone Critical Split
 Split Project Summary Inactive Summary Manual Summary Rollup Finish-only Deadline Progress
 Milestone Inactive Task Manual Task Manual Summary External Tasks Critical Manual Progress

Appendix B

Project Organization Chart and Key Personnel Contact

Project Organization Chart



Appendix C

Event and Action Plans

Table C1 Event and Action Plan for Air Quality (Dust)

Event	Action			
	ET Leader	IEC	ER	Contractor
Action Level exceedance for one sample	<ul style="list-style-type: none"> Identify source, investigate the causes of exceedance and propose remedial measures; Inform IEC and ER; Repeat measurement to confirm finding; Increase monitoring frequency to daily. 	<ul style="list-style-type: none"> Check monitoring data submitted by ET; Check contractor's working method. 	<ul style="list-style-type: none"> Notify Contractor. 	<ul style="list-style-type: none"> Rectify any unacceptable practice; Amend working methods if appropriate.
Action level exceedance for two or more consecutive samples	<ul style="list-style-type: none"> Identify source; Inform IEC and ER; Advise the ER on the effectiveness of the proposed remedial measures; Repeat measurements to confirm findings; Increase monitoring frequency to daily; Discuss with IEC and Contractor on remedial actions required; If exceedance continues, arrange meeting with IEC and ER; If exceedance stops, cease additional monitoring. 	<ul style="list-style-type: none"> Check monitoring data submitted by ET; Check Contractor's working method; Discuss with ET and Contractor on possible remedial measures; Advise the ET on the effectiveness of the proposed remedial measures; Supervise Implementation of remedial measures. 	<ul style="list-style-type: none"> Confirm receipt of notification of failure in writing; Notify Contractor; Ensure remedial measures properly implemented. 	<ul style="list-style-type: none"> Submit proposals for remedial actions to ER within 3 working days of notification; Implement the agreed proposals; Amend proposal if appropriate.
Limit level exceedance for one sample	<ul style="list-style-type: none"> Identify source, investigate the causes of exceedance and propose remedial measures; 	<ul style="list-style-type: none"> Check monitoring data submitted by ET; 	<ul style="list-style-type: none"> Confirm receipt of notification of failure in writing; 	<ul style="list-style-type: none"> Take immediate action to avoid further exceedance;

Event	Action			
	ET Leader	IEC	ER	Contractor
	<ul style="list-style-type: none"> • Inform ER, Contractor and EPD; • Repeat measurement to confirm finding; • Increase monitoring frequency to daily; • Assess effectiveness of Contractor's remedial actions and keep IEC, EPD and ER informed of the results. 	<ul style="list-style-type: none"> • Check Contractor's working method; • Discuss with ET and Contractor on possible remedial measures; • Advise the ER on the effectiveness of the proposed remedial measures; • Supervise implementation of remedial measures. 	<ul style="list-style-type: none"> • Notify Contractor; • Ensure remedial measures properly implemented. 	<ul style="list-style-type: none"> • Submit proposals for remedial actions to IEC within 3 working days of notification; • Implement the agreed proposals; • Amend proposal if appropriate.
Limit level exceedance for two or more consecutive samples	<ul style="list-style-type: none"> • Notify IEC, ER, Contractor and EPD; • Identify source; • Repeat measurement to confirm findings; • Increase monitoring frequency to daily; • Carry out analysis of Contractor's working procedures to determine possible mitigation to be implemented; • Arrange meeting with IEC and ER to discuss the remedial actions to be taken; • Assess effectiveness of Contractor's remedial actions and keep IEC, EPD and ER informed of the results; • If exceedance stops, cease additional monitoring. 	<ul style="list-style-type: none"> • Discuss amongst ER, ET, and Contractor on the potential remedial actions; • Review Contractor's remedial actions whenever necessary to assure their effectiveness and advise the ER accordingly; • Supervise the implementation of remedial measures. 	<ul style="list-style-type: none"> • Confirm receipt of notification of failure in writing; • Notify Contractor; • In consultation with the IEC, agree with the Contractor on the remedial measures to be implemented; • Ensure remedial measures properly implemented; • If exceedance continues, consider what portion of the work is responsible and instruct the Contractor to stop that portion of work until the exceedance is abated. 	<ul style="list-style-type: none"> • Take immediate action to avoid further exceedance; • Submit proposals for remedial actions to IEC within 3 working days of notification; • Implement the agreed proposals; • Resubmit proposals if problem still not under control; • Stop the relevant portion of works as determined by the ER until the exceedance is abated.

Table C2 Event/Action Plan for Construction Noise

Event	Action			
	ET	IEC	ER	Contractor
Action Level Exceedance	<ol style="list-style-type: none"> 1. Notify IEC, ER and Contractor; 2. Carry out investigation; 3. Report the results of investigation to the IEC, ER and Contractor; 4. Discuss with the Contractor and formulate remedial measures; 5. Increase monitoring frequency to check mitigation effectiveness. 	<ol style="list-style-type: none"> 1. Review the analysed results submitted by the ET; 2. Review the proposed remedial measures by the Contractor and advise the ER accordingly; 3. Supervise the implementation of remedial measures. 	<ol style="list-style-type: none"> 1. Confirm receipt of notification of failure in writing; 2. Notify Contractor; 3. Require Contractor to propose remedial measures for the analysed noise problem; 4. Ensure remedial measures are properly implemented. 	<ol style="list-style-type: none"> 1. Submit noise mitigation proposals to IEC and ER; 2. Implement noise mitigation proposals.
Limit Level Exceedance	<ol style="list-style-type: none"> 1. Identify source; 2. Inform IEC, ER, EPD and Contractor; 3. Repeat measurements to confirm findings; 4. Increase monitoring frequency; 5. Carry out analysis of Contractor's working procedures to determine possible mitigation to be implemented; 6. Inform IEC, ER and EPD the causes and actions taken for the exceedances; 7. Assess effectiveness of Contractor's remedial actions and keep IEC, EPD and ER informed of the results; 8. If exceedance stops, cease additional monitoring. 	<ol style="list-style-type: none"> 1. Discuss amongst ER, ET, and Contractor on the potential remedial actions; 2. Review Contractors remedial actions whenever necessary to assure their effectiveness and advise the ER accordingly; 3. Supervise the implementation of remedial measures. 	<ol style="list-style-type: none"> 1. Confirm receipt of notification of failure in writing; 2. Notify Contractor; 3. Require Contractor to propose remedial measures for the analysed noise problem; 4. Ensure remedial measures properly implemented; 5. If exceedance continues, consider what portion of the work is responsible and instruct the Contractor to stop that portion of work until the exceedance is abated. 	<ol style="list-style-type: none"> 1. Take immediate action to avoid further exceedance; 2. Submit proposals for remedial actions to the IEC within three working days of notification; 3. Implement the agreed proposals; 4. Resubmit proposals if problem still not under control; 5. Stop the relevant portion of works as determined by the ER until the exceedance is abated.

Table C3 Event/Action Plan for Landscape and Visual

Event	Action			
	ET	IEC	ER	Contractor
Action Level Exceedance	1. Inform the IEC, ER and the Contractor; 2. Discuss remedial actions with IEC, ER and Contractor; and 3. Monitor remedial actions until rectification has been completed.	1. Check inspection report; 2. Check Contractor's working method; 3. Discuss with ET, ER and Contractor on possible remedial measures; 4. Advise ER on effective of proposed remedial measures; and 5. Check implementation of remedial measures.	1. Confirm receipt of notification of non-conformity in writing; 2. Review and agree on the remedial measures proposed by the Contractor; and 3. Ensure remedial measures are properly implemented.	1. Identify source and investigate the non-conformity; 2. Amend working methods agreed with ER as appropriate; and 3. Rectify damage and undertake any necessary replacement.
Limit Level Exceedance	1. Identify sources; 2. Inform the Contractor, IEC and ER; 3. Discuss inspection frequency; 4. Discuss remedial actions with IEC, ER and Contractor; 5. Monitor remedial actions until rectification has been completed; and 6. If non-conformity stops, cease additional monitoring.	1. Check inspection report; 2. Check Contractor's working method; 3. Discuss with ET, ER and Contractor on possible remedial measures; and 4. Advise ER on effectiveness of proposed remedial measures.	1. Notify the Contractor; 2. In consultation with the ET and IEC, agree with the Contractor on the remedial measures to be implemented; and 3. Supervise implementation of remedial measures.	1. Identify source and investigate the non-conformity; 2. Implement remedial measures; 3. Amend working methods agreed with ER as appropriate; 4. Rectify damage and undertake any necessary replacement. Stop relevant portion of works as determined by ER until the non-conformity is abated.

Notes:

ET – Environmental Team; IEC – Independent Environmental Checker; ER – Engineer's Representative

Appendix D

Project Implementation Schedule

Environmental Mitigation Implementation Schedule (EMIS)

EM&A Log Ref.	Recommended Mitigation Measures	Objective of the recommended measure & main concerns to address	Implement Agent	Location / Timing	Implementation Timing	Requirements and / or Standards to be Achieved	Implementation status
<i>Air Quality</i>							
D1	Dust suppression measures, including watering once per hour, will be incorporated in accordance with the requirements of the Air Pollution Control (Construction Dust) Regulation. Dust filter shall be installed at the ventilation system of the emission source at the tunnel portal chimney. The proposed dust control measures presented in Table 3.11 of the EIA report shall be followed.	Minimize dust impact at the nearby sensitive receivers	Contractor	Tunnel Portal	Construction Phase	<ul style="list-style-type: none"> • Air Pollution Control Ordinance • To control the dust impact to meet HKAQO and EIAO-TM criteria 	Implemented
D2	<p>The following dust suppression measures should be incorporated into contract document. The standard dust suppression measures as stipulated in the Air Pollution Control (Construction Dust) Regulation to control the dust nuisance shall be implemented throughout the construction phase:</p> <ul style="list-style-type: none"> • The contractor shall observe and comply with Air Pollution Control (Construction Dust) Regulation and implement all the required mitigation measures. • The contractor shall undertake precautions at all times to prevent dust nuisance and smoke as a result of his activities. • The contractor shall ensure a highly efficient dust filter (at least 80% efficiency) to be installed at the ventilation exhaust to treat the exhausting air from cavern. • The contractor shall frequently clean and water the site to minimize fugitive dust emissions. • The contractor shall ensure that there will be adequate water supply/storage for dust suppression. 	Minimize dust impact at the nearby sensitive receivers	Contractor	All Construction sites	Construction Stage	<ul style="list-style-type: none"> • Air Pollution Control Ordinance • To control the dust impact to meet HKAQO and EIAO-TM criteria 	Implemented

EM&A Log Ref.	Recommended Mitigation Measures	Objective of the recommended measure & main concerns to address	Implement Agent	Location / Timing	Implementation Timing	Requirements and / or Standards to be Achieved	Implementation status
	<ul style="list-style-type: none"> The working area of any pavement breaking, excavation or earth moving operation should be sprayed with water immediately before, during and after the operation to avoid dust generation. Any stockpile of dusty material should be properly covered by tarpaulin or other impervious sheeting. Vehicles leaving a site loaded with dusty materials should be covered by tarpaulin or other impervious sheeting. Wheel washing facilities shall be installed and used by all vehicles leaving the site. No earth, mud, debris, dust and the like shall be deposited on public roads. Water in the wheel cleaning facility shall be changed at frequent intervals and sediments shall be removed regularly. The contractor shall submit details of proposals for the wheel cleaning facility. Such wheel washing facilities shall be usable prior to any earthworks excavating activity on the site. The Contractor shall also provide a hard-surfaced road between any washing facility and the public road. Any materials dropped on paved roads shall be cleaned up immediately to prevent dust nuisance. The contractor shall devise, arrange methods of working and carrying out the works in such a manner so as to minimize dust impacts on the surrounding environment, and shall provide experienced personnel with suitable training to ensure that these methods are implemented. 						
D3	The contractor shall also implement specific dust mitigation measures for excavation, drilling and blasting activities during the construction of tunnel portal. These include the use of blast nets / canvas covers and ensure portal door is properly closed.	Minimize dust impact at the nearby sensitive receivers	Contractor	All Construction sites	Construction Stage	<ul style="list-style-type: none"> Air Pollution Control Ordinance To control the dust impact to meet 	To be Implemented

EM&A Log Ref.	Recommended Mitigation Measures	Objective of the recommended measure & main concerns to address	Implement Agent	Location / Timing	Implementation Timing	Requirements and / or Standards to be Achieved	Implementation status
						HKAQO and EIAO-TM criteria	
D4	Before the commencement of any works, the Engineer may require the contractor to submit the methods of working, construction plant or equipment and air pollution control measures to be used on the site to be made available for inspection and approval.	Minimize dust impact at the nearby sensitive receivers	Contractor	All Construction sites	Construction Stage	<ul style="list-style-type: none"> • Air Pollution Control Ordinance • To control the dust impact to meet HKAQO and EIAO-TM criteria 	Implemented
D5	<p>The following precautionary measures shall be incorporated into contract document and implemented throughout the construction.</p> <ul style="list-style-type: none"> • The contractor shall ensure the use of electricity power equipment is connected to the main electricity supply for better emission estimation. • The contractor shall avoid the use of diesel power machines and generators as far as practicable. • The contractor shall avoid the use of non-road mobile machineries which exempt by the Air Pollution Control (Non-road Mobile Machinery) (Emission) Regulation, and seek the ones with proper label issued by EPD. • The contractor shall observe the requirement of DEVB TC(W) No. 13/2020, to apply a temporary electricity and water supply with a target that the necessary cables/water mains laying works could be completed before the commencement of the works contract. 	Avoid burdening the surrounding NO ₂ concentration	Contractor	All Construction sites	Construction Stage	<ul style="list-style-type: none"> • Air Pollution Control Ordinance • To control the dust impact to meet HKAQO and EIAO-TM criteria • DEVB TC(W) No. 13/2020 	Implemented

EM&A Log Ref.	Recommended Mitigation Measures	Objective of the recommended measure & main concerns to address	Implement Agent	Location / Timing	Implementation Timing	Requirements and / or Standards to be Achieved	Implementation status
Construction Noise							
N1	The contractor should limit the pipe section to be constructed by open cut method in a length of no more than 30 m at any one time when works are in close proximity to NSRs. Each work front along the proposed watermain laying should be separated by a clearance distance of at least 60 m.	Control construction noise impacts	Contractor	All construction area for watermain laying works	Construction stage	• EIAO-TM	To be implemented
N2	Use of quiet PME is considered to be a practicable means to mitigate the construction noise impact. Quiet plant is defined as a PME having actual SWL lower than the value specified in the GW-TM.	Control construction noise impacts	Contractor	All construction area for watermain laying works	Construction stage	• EIAO-TM • A Practical Guide for the Reduction of Noise from construction works	Implemented
N3	The use of noise barrier for certain PME could generally provide a 5 dB(A) reduction for movable PME and 10 dB(A) for stationary PME. The barrier material shall have a superficial surface density of not less than 10 kg/m ² and have no opening or gaps. Sound absorbent lining inside the enclosure should be at least 25 mm thick.	Control construction noise impacts	Contractor	All construction area for watermain laying works	Construction stage	• EIAO-TM	Implemented
N4	Provision of movable noise barriers of 3m or above in height and with a short-cantilevered section on the top with skid footing should be used and located within a few metres of stationary plant and mobile plant such that the line of sight to the NSR is blocked by the barriers.	Control construction noise impacts	Contractor	All construction area for watermain laying works	Construction stage	• EIAO-TM	To be implemented
N5	Noise enclosure lined with absorptive materials shall be provided at the tunnel portal to mitigate the noise from tunnel/cavern construction. The enclosure is a gap free enclosure with acoustic doors for vehicular access purpose. The acoustic doors shall remain closed throughout the construction period. The sheet material mass of the noise enclosure should be at least 10 kg/m ² and sound-absorbent lining inside the enclosure should be at least 25 mm thick.	Control construction noise impacts	Contractor	Tunnel Portal	Construction stage	• EIAO-TM • A Practical Guide for the Reduction of Noise from construction works	To be implemented

EM&A Log Ref.	Recommended Mitigation Measures	Objective of the recommended measure & main concerns to address	Implement Agent	Location / Timing	Implementation Timing	Requirements and / or Standards to be Achieved	Implementation status
N6	Noise barrier/enclosure should be inspected and maintained regularly. The contractor should design and provide details of the temporary noise barriers and noise enclosure to the Engineer for approval.	Control construction noise impacts	Contractor	All Construction sites	Construction stage	• EIAO-TM	Implemented
N7	For NSR5, NSR14, NSR19 and NSR 22, the construction works of Fresh Water/Salt Water Mainlaying (Reinstatement Works) shall be arranged and carried out during School Holidays (i.e., the section of the mainlaying alignment is 20m measured from the school site boundary).	Control construction noise impacts	Contractor	All Construction area for watermain laying works	Construction stage	• EIAO-TM	To be Implemented
N8	During examination period, no mainlaying works will be carried out within 30m (for NSR 14, NSR 19 and NSR 22) or 50m (for NSR 5) from the school site boundary.	Control construction noise impacts	Contractor	All Construction area for watermain laying works	Construction stage	• EIAO-TM	To be Implemented
N9	For NSR13, NSR20 and P1, the concrete lorry mixer shall be located 10 m away from the residential site boundary during the construction works of Fresh Water/Salt Water Mainlaying (Reinstatement Works).	Control construction noise impacts	Contractor	All Construction area for watermain laying works	Construction stage	• EIAO-TM	To be Implemented
N10	<u>Good Site Management Practices</u> <ul style="list-style-type: none"> • Only well-maintained plant should be operated on-site, and plant will be serviced regularly during the construction phase; • Silencers or mufflers on construction equipment should be utilized and should be properly maintained during the construction phase; • Mobile plant, if any, should be sited away from NSRs; • Machines and plant (such as trucks) that may be in intermittent use should be shut down between work periods or will be throttled down to a minimum; • Plant known to emit noise strongly in one direction should be orientated so that the noise is directed away from the nearby NSRs; 	Control construction noise impacts	Contractor	All Construction sites	Construction stage	• EIAO-TM	Implemented

EM&A Log Ref.	Recommended Mitigation Measures	Objective of the recommended measure & main concerns to address	Implement Agent	Location / Timing	Implementation Timing	Requirements and / or Standards to be Achieved	Implementation status
	<ul style="list-style-type: none"> Material stockpiles and other structures should be effectively utilised in screening noise from on-site construction activities; The contractor should devise, arrange methods of working and carrying out the works in such manner as to minimise noise impacts on the surrounding environment, and should provide experience personnel with suitable training to ensure that all these measures are implemented properly; and; The contractor should minimise construction noise exposure to the school (especially during examination periods) as much as possible. The contractor should liaise with the school and Examination Authority to ascertain the exact dates and times of all examination periods during the course of the contract and to avoid noisy activities during these periods. 						
Operation Noise							
N11	<ul style="list-style-type: none"> Choose quieter plant; Include noise levels specification when ordering new mechanical equipment such as pumps and ventilation systems; Locate fixed plant, louvres or openings away from NSRs; Locate fixed plant in walled plant rooms or in specially designed enclosures; Ensure pump room doors and tunnel portal doors are kept closed; Silencers, acoustic louvres or acoustic doors should be used where necessary; and Develop and implement a regularly scheduled plant maintenance programme so that equipment is properly 	Reduce the operation noise	Project Proponent	Tunnel Portal / Ancillary building / SRs in carven	Prior to operation of the Project for planned NSRs	<ul style="list-style-type: none"> EIAO-TM 	To be implemented

EM&A Log Ref.	Recommended Mitigation Measures	Objective of the recommended measure & main concerns to address	Implement Agent	Location / Timing	Implementation Timing	Requirements and / or Standards to be Achieved	Implementation status
	operated and serviced in order to maintain controlled level of noise. The programme should be implemented by properly trained personnel.						
Water Quality (Construction Phase)							
W1	<p>General Construction Site Practice</p> <p>The Contractor should observe and comply with the Water Pollution Control Ordinance and its subsidiary regulations and obtain a discharge license under the Ordinance for discharge of effluent from the construction site. The discharge quality must meet the requirements specified in the discharge licence. All the runoff and wastewater generated from the works areas should be treated so that it satisfies all the standards listed in the TM-DSS. The Contractor should carry out the Project works in such a manner as to minimise adverse impacts on the water quality during execution of the works. In particular, the Contractor should arrange the working method to minimise the effects on the water quality within and outside the Project Site and on the transport routes. In addition, the management of construction site drainage from the Project will follow guidelines provided in ProPECC PN 1/94 – “Construction Site Drainage”. The mitigation measures described in ETWB TC(W) No. 5/2005 shall also be followed where necessary for construction activities in close vicinity to inland watercourses.</p>	To minimise water quality impact from construction site runoff and general construction activities	Contractor	All construction sites where applicable	Construction stage	<ul style="list-style-type: none"> • Water Pollution Control Ordinance • ProPECC PN1/94 • ETWB TC(W) No. 5/2005 • EIAO-TM • TM-DSS 	Implemented
W2	<p>Construction Site Runoff and General Construction Activities</p> <p>Proper site management measures should be implemented to control site runoff and drainage, and thereby prevent high sediment loadings from reaching</p>	To minimize water quality impact from construction site runoff and general	Contractor	All construction sites where applicable	Construction stage	<ul style="list-style-type: none"> • Water Pollution Control Ordinance • ProPECC PN1/94 • ETWB TC(W) No. 5/2005 • EIAO-TM 	Implemented

EM&A Log Ref.	Recommended Mitigation Measures	Objective of the recommended measure & main concerns to address	Implement Agent	Location / Timing	Implementation Timing	Requirements and / or Standards to be Achieved	Implementation status
	<p>downstream sections of the river/stream. The mitigation measures shall include the following practices:</p> <ul style="list-style-type: none"> • Provision of perimeter channels to intercept storm-runoff from outside the site. These should be constructed in advance of the construction works. • Temporary ditches such as channels, earth bunds or sandbag barriers should be included to facilitate runoff discharge into the stormwater drain, via a sand/silt basin/trap. • Works programme should be designed to minimise works areas at any one time, thus minimizing exposed soil areas and reducing the potential for increased siltation and site runoff. • Sand/silt removal facilities such as sand traps, silt traps and sediment basins should be provided to remove the sand/silt particles from run-off where necessary. These facilities should be properly and regularly cleaned and maintained. These facilities should be carefully planned to ensure that they would be installed at appropriate locations to capture all surface water generated on site. • Careful programming of the works to avoid excavation works during the rainy season (April to September). • Temporary access roads (if any) should be protected by crushed gravel and exposed slope surfaces shall be protected (e.g. by tarpaulin) when rainstorms are likely; • Open stockpiles of construction materials on-site should be covered with tarpaulin or similar fabric during rainstorms to prevent erosion. Measures should be taken to prevent the washing away of construction materials, soil, silt or debris into any drainage system 	<p>construction activities</p>				<ul style="list-style-type: none"> • TM-DSS 	

EM&A Log Ref.	Recommended Mitigation Measures	Objective of the recommended measure & main concerns to address	Implement Agent	Location / Timing	Implementation Timing	Requirements and / or Standards to be Achieved	Implementation status
	<ul style="list-style-type: none"> • Earthwork final surfaces should be well compacted, and the subsequent permanent work or surface protection should be carried out immediately after the final surfaces are formed to prevent erosion caused by rainstorms. Appropriate drainage like intercepting channels should be provided where necessary. • Measures should be taken to minimise the ingress of rainwater into trenches. If excavation of trenches in wet seasons is necessary, they should be dug and backfilled in short sections. Rainwater pumped out from trenches or foundation excavations should be discharged into storm drains via silt removal facilities. • Manholes should always be adequately covered and temporarily sealed so as to prevent silt, construction materials or debris from getting into the drainage system, and to prevent storm run-off from getting into foul sewers. Discharge of surface run-off into foul sewers must always be prevented in order not to unduly overload the foul sewerage system. • Water used in ground boring and drilling for site investigation or rock/soil anchoring should as far as practicable be recirculated after sedimentation. When there is a need for final disposal, the wastewater should be discharged into storm drains via silt removal facilities. • All vehicles and plant should be cleaned before they leave a construction site to ensure no earth, mud, debris and the like is deposited by them on roads. A wheel washing bay should be provided at every site if practicable and wash-water should have sand and silt settled out or removed before discharging into storm drains. The section of construction road between the wheel washing bay and the public road should be 						

EM&A Log Ref.	Recommended Mitigation Measures	Objective of the recommended measure & main concerns to address	Implement Agent	Location / Timing	Implementation Timing	Requirements and / or Standards to be Achieved	Implementation status
	paved with backfill to reduce vehicle tracking of soil and to prevent site run-off from entering public road drains.						
W3	Reuse of treated site runoff shall be considered as far as practicable for onsite activities such as dust suppression, wheel washing and general cleaning, etc.	To minimize water quality impact from construction site runoff and general construction activities	Contractor	All construction sites where applicable	Construction stage	<ul style="list-style-type: none"> Water Pollution Control Ordinance ProPECC PN1/94 ETWB TC(W) No. 5/2005 EIAO-TM TM-DSS 	N/A
W4	<p><u>Sewage Generated by Construction Workforce</u></p> <p>No discharge of sewage to the storm drains and inland watercourse will be allowed. Domestic sewage /wastewater generated by workforce on-site should be collected in a suitable storage facility such as portable chemical toilets. An adequate number of portable toilets will be provided during the construction phase, with a licensed collector employed to clean the chemical toilets on a regular basis and be responsible for collection and disposal of the sewage. According to the Reference Materials on Construction Site Welfare, Health and Safety Measures that issued by the Construction Industry Council, the number of toilet facilities provided on site shall be at a ratio of not less than one for every 25 workers. These toilets should be maintained in a state that will not deter the workers from using them.</p>	To minimise water quality impact from sewage effluent in construction phase	Contractor	All construction sites where applicable	Construction stage	<ul style="list-style-type: none"> Water Pollution Control Ordinance ProPECC PN1/94 ETWB TC(W) No. 5/2005 EIAO-TM TM-DSS 	Implemented
W5	<p><u>Accidental Spillage of Chemicals</u></p> <p>The following mitigation measures should be implemented to avoid adverse impacts of chemical spillage:</p>	To prevent water quality impact due to chemical spillage	Contractor	All construction sites where applicable	Construction stage	<ul style="list-style-type: none"> Water Pollution Control Ordinance Waste Disposal (Chemical Waste) (General) Regulation ProPECC PN1/94 	Implemented

EM&A Log Ref.	Recommended Mitigation Measures	Objective of the recommended measure & main concerns to address	Implement Agent	Location / Timing	Implementation Timing	Requirements and / or Standards to be Achieved	Implementation status
	<ul style="list-style-type: none"> Waste streams classifiable as chemical wastes should be properly stored, collected and treated for compliance with the requirements set out in the Waste Disposal Ordinance and its subsidiary Waste Disposal (Chemical Waste) (General) Regulation. All fuel tanks and chemical storage areas should be provided with locks and be sited on paved areas. The storage areas should be surrounded by bunds with a capacity equal to 110% of the storage capacity of the largest tank to prevent spilled oil, fuel and chemicals from reaching the receiving waters. Waste oil should be collected and stored for recycling or disposal, in accordance with the Waste Disposal Ordinance. Vehicle and plant servicing areas, vehicle wash bays and lubrication bays should, as far as possible, be located within roofed areas. The drainage in these covered areas should be connected to foul sewers via a petrol interceptor. 					<ul style="list-style-type: none"> ETWB TC(W) No. 5/2005 EIAO-TM TM-DSS 	
W6	<p><u>Groundwater infiltration and Groundwater Drawdown</u></p> <p>To minimize the groundwater infiltration, the following groundwater control measures are recommended:</p> <ul style="list-style-type: none"> The Contractor shall undertake rigorous probing of the ground ahead of excavation works to identify zones of significant water inflow that could occur as a result of discrete, permeable features. In such zones of significant water inflow, the overall inflow would be reduced by means of cut-off grouting executed ahead of the tunnel/cavern advance. Where water inflow quantities are excessive, pre-grouting will be required to reduce the water inflow into the tunnel/cavern. 	To minimise water quality impact from groundwater infiltration	Contractor	All construction sites where applicable	Construction stage	<ul style="list-style-type: none"> Water Pollution Control Ordinance ProPECC PN1/94 ETWB TC(W) No. 5/2005 EIAO-TM TM-DSS 	To be Implemented

EM&A Log Ref.	Recommended Mitigation Measures	Objective of the recommended measure & main concerns to address	Implement Agent	Location / Timing	Implementation Timing	Requirements and / or Standards to be Achieved	Implementation status
	<ul style="list-style-type: none"> In case of excessive infiltration being observed as a result of the tunnelling or excavation works even after pre-grouting measures, post-grouting should be applied as far as practicable. Waterproof lining will be installed after the formation of the tunnels and caverns. In the event of seepage of groundwater occurs, groundwater should be pumped out from works areas and discharged to the storm drains via silt removal facilities. The discharges during construction phase shall comply with WPCO requirements 						
W7	<p><u>Construction Works in Close Proximity of Inland Watercourses</u></p> <p>The mitigation measures proposed for “General Construction Site Practice” and “Construction Site Runoff and General Construction Activities” in Sections 5.8.2 and 5.8.3 of the EIA report shall be implemented properly to minimize the water quality impacts during to the construction works in close proximity of inland watercourse.</p>	To minimise water quality impact from construction site near watercourses	Contractor	All construction sites where applicable	Construction stage	<ul style="list-style-type: none"> Water Pollution Control Ordinance ProPECC PN1/94 ETWB TC(W) No. 5/2005 EIAO-TM TM-DSS 	To be Implemented
W8	<p>The practices outlined in ETWB TC(W) No. 5/2005 shall also be adopted where applicable to minimise the water quality impacts upon any natural streams or other inland watercourses. Relevant mitigation measures are listed below:</p> <ul style="list-style-type: none"> The use of less or smaller construction plants may be specified in areas close to the inland watercourses to reduce the disturbance to the surface water. Temporary storage of materials (e.g. equipment, chemicals and fuel) and temporary stockpile of 	To minimise water quality impact from construction site near watercourses	Contractor	The relocated DHSRs	Construction stage	<ul style="list-style-type: none"> Water Pollution Control Ordinance ProPECC PN1/94 ETWB TC(W) No. 5/2005 EIAO-TM TM-DSS 	Implemented

EM&A Log Ref.	Recommended Mitigation Measures	Objective of the recommended measure & main concerns to address	Implement Agent	Location / Timing	Implementation Timing	Requirements and / or Standards to be Achieved	Implementation status
	<p>construction debris and spoil should be located well away from any watercourses.</p> <ul style="list-style-type: none"> • Stockpiling of construction materials and dusty materials should be covered and located away from any watercourses. • Construction debris and spoil should be covered up and/or disposed of as soon as possible to avoid being washed into the nearby inland watercourses. • Adequate lateral support may need to be erected in order to prevent soil/mud from slipping into the watercourses. • Construction works close to the inland watercourses should be carried out in dry season as far as practicable where the flow in the surface channel or stream is low. 						
W9	<p><u>Cleansing Effluent Generated from Washing of Interior of Structures</u></p> <p>The cleaning effluent containing SS and residual chlorine should be settled out through the sedimentation tank and dechlorinated by the de-chlorination plant. The discharge quality of the cleansing effluent generated from washing of interior of structures after the construction shall meet the requirements specified in the discharge licence and the cleaning effluent should be treated properly so that it satisfies all the standards listed in the TM-DSS</p>	To minimise water quality impact from construction site effluent	Contractor	The relocated DHSRs	Construction stage	<ul style="list-style-type: none"> • Water Pollution Control Ordinance • ProPECC PN1/94 • ETWB TC(W) No. 5/2005 • EIAO-TM • TM-DSS 	To be Implemented
Water Quality (Operation Phase)							
W10	The ProPECC PN 5/93 "Drainage Plans subject to Comments by Environmental Protection Department" provides guidelines and practices for handling, treatment and disposal of various effluent discharges to stormwater drains and foul sewers. The design of site drainage and disposal of various site effluents generated within the	To control operational site effluents	Further Operator	The relocated DHSRs	Operation stage	<ul style="list-style-type: none"> • Water Pollution Control Ordinance • ProPECC PN5/93 	To be Implemented

EM&A Log Ref.	Recommended Mitigation Measures	Objective of the recommended measure & main concerns to address	Implement Agent	Location / Timing	Implementation Timing	Requirements and / or Standards to be Achieved	Implementation status
	development area should follow the relevant guidelines and practices as given in the ProPECC PN 5/93.						
W11	<u>Effluents from Cleaning of Service Reservoir</u> Treatment and disposal of cleansing water during annual cleaning and maintenance of the service reservoirs shall follow the WSD's current normal practice with reference to Sections 23.24 – 23.25 of the General Specification for Civil Engineering Works. Portable water incorporated with a mixture of sterilizing chemicals shall be used for washing water retaining structures. The cleansing effluent shall be settled out through the sedimentation tank and dechlorinated by a dechlorination unit before being discharged to drainage system. Agreement of DSD and discharge license from EPD shall be obtained before commencing any of the discharges during operation phase	To control operational site effluents	Further Operator	The relocated DHSRs	Operation stage	<ul style="list-style-type: none"> Water Pollution Control Ordinance Sections 23.23-23.24 of the General Specification for Civil Engineering Works TM-DSS 	To be Implemented
W12	<u>Non-point Source Surface Runoff</u> Best Management Practices (BMPs) to reduce non-point source surface water pollution are proposed as follows: <ul style="list-style-type: none"> Exposed surface shall be avoided within access road and portal/ancillary building areas to minimise soil erosion. The access road and the portal/ancillary building areas shall be either hard paved or covered by landscaping area where appropriate. Screening facilities such as standard gully grating and trash grille, with spacing which is capable of screening off large substances such as fallen leaves and rubbish should be provided at the inlet of drainage system. Road gullies with standard design and silt traps should be provided to remove particles present in stormwater runoff, where appropriate. Good management measures such as regular cleaning and sweeping of road surface/ open areas are suggested. The road surface/ open area cleaning 	To minimize water quality impact from non-point source surface run-off	Further Operator	The relocated DHSRs	Design and Operation stages	<ul style="list-style-type: none"> Water Pollution Control Ordinance ProPECC PN5/93 	To be Implemented

EM&A Log Ref.	Recommended Mitigation Measures	Objective of the recommended measure & main concerns to address	Implement Agent	Location / Timing	Implementation Timing	Requirements and / or Standards to be Achieved	Implementation status
	<p>should also be carried out prior to occurrence of rainstorm.</p> <ul style="list-style-type: none"> Manholes, as well as storm water gullies, ditches provided at the Project site should be regularly inspected and cleaned (e.g. monthly). Additional inspection and cleansing should be carried out before forecast heavy rainfall. 						
Waste Management (Construction Phase)							
WM1	The waste management hierarchy shall apply to the construction waste management (i.e. in order of desirability: avoidance, minimization, recycling, treatment and safe disposal of waste).	Minimize waste generation during construction	Contractor	All construction sites	Design and Construction stages	<ul style="list-style-type: none"> Waste Disposal Ordinance EIAO 	Implemented
WM2	The contractor should develop and provide toolbox talk for on-site sorting of C&D materials to enhance workers' awareness in handling, sorting, reuse and recycling of C&D materials. Requirements for staff training should be included in the contractor's Environmental Management Plan (EMP). The EMP shall be submitted to the Architect/Engineer for approval before construction works in accordance with ETWB TC(W) No.19/2005.	Minimize waste generation during construction	Contractor	All construction sites	Construction stages	<ul style="list-style-type: none"> Waste Disposal Ordinance EIAO ETWB TC(W) No. 19/2005 DEVB TC(W) No. 6/2010 	Implemented
WM3	Good planning and site management practice should be employed to eliminate over-ordering or mixing of construction materials to reduce wastage. Proper storage and site practices will minimise the damage or contamination of construction materials.	Ensure proper waste management system throughout the construction	Contractor	All construction sites	Construction stages	<ul style="list-style-type: none"> Waste Disposal Ordinance EIAO ETWB TC(W) No. 19/2005 DEVB TC(W) No. 6/2010 	Implemented
WM4	Where waste generation is unavoidable, the potential for recycling or reuse should be rigorously explored. If waste cannot be recycled, disposal routes described in the EMP should be followed. A recording system for the amount of wastes generated, recycled and disposed (including the	Reduce waste generation	Contractor	All Construction sites	Construction stage	<ul style="list-style-type: none"> Waste Disposal Ordinance EIAO ETWB TC(W) No. 19/2005 	Implemented

EM&A Log Ref.	Recommended Mitigation Measures	Objective of the recommended measure & main concerns to address	Implement Agent	Location / Timing	Implementation Timing	Requirements and / or Standards to be Achieved	Implementation status
	disposal sites) should be implemented. In order to monitor the disposal of C&D material and solid wastes at public filling facilities and landfills and to control fly-tipping, a trip-ticket system should be included. One may make reference to DEVB TC(W) No. 6/2010 for details.					<ul style="list-style-type: none"> • DEVB TC(W) No. 6/2010 	
WM5	Regular cleaning and maintenance of the waste storage area should be provided.	Avoid odour, pest, and litter impacts	Contractor	All construction sites	Construction stage	<ul style="list-style-type: none"> • DEVB TC(W) No.8/2010 • ETWB TC(W) No. 19/2005 	Implemented after observation
WM6	<p><u>Best Management Practice</u></p> <ul style="list-style-type: none"> • An on-site environmental co-ordinator should be identified at the outset of the works. The co-ordinator shall prepare an Environmental Management Plan (EMP) incorporating waste management in accordance with the requirements set out in the ETWB TCW No. 19/2005, Environmental Management on Construction Sites. The EMP shall include monthly and yearly Waste Flow Tables (WFT) that indicate the amounts of waste generated, recycled and disposed of (including final disposal site), and which should be regularly updated. WFT will be provided in the WMP which will form part of the EMP in accordance with ETWB TCW No.19/2005; • The reuse/recycling of all materials on site shall be investigated prior to treatment/ disposal off- site; • Good site practices shall be adopted from the commencement of works to avoid the generation of waste, reduce cross contamination of waste and to promote waste minimisation; • All waste materials shall be sorted onsite into inert and non-inert C&D materials, and where the materials can be recycled or reused, they shall be further segregated. 	Ensure proper waste management system throughout the construction	Contractor	All construction sites	• Construction stage	<ul style="list-style-type: none"> • EIAO • Waste Disposal Ordinance • ETWB TCW No. 19/2005, Environmental Management on Construction Sites • DEVB TCW No.6/2010 • DEVB TCW No. 8/2010 • WBTC No.12/2000 	Implemented after reminder

EM&A Log Ref.	Recommended Mitigation Measures	Objective of the recommended measure & main concerns to address	Implement Agent	Location / Timing	Implementation Timing	Requirements and / or Standards to be Achieved	Implementation status
	<ul style="list-style-type: none"> The contractor shall be responsible for identifying what materials can be recycled/ reused, whether on-site or offsite. In the event of the latter, the contractor shall make arrangements for the collection of the recyclable materials. Any remaining non-inert C&D materials shall be collected and disposed of to the landfills whilst any inert C&D materials shall be re-used on site as far as possible. Alternatively, if inert C&D materials cannot be reused on-site, the materials would be delivered to public fill reception facilities for beneficial reuse after obtaining the appropriate licence; With reference to DEVB TCW No.6/2010, Trip-ticket System for Disposal of Construction and Demolition Material, a trip ticket system should be established at the outset of the construction to monitor the disposal of C&D materials and solid wastes from the site to public filling facilities and landfills; Under the Waste Disposal (Chemical Waste) (General) Regulation, the Contractor shall register as a Chemical Waste Producer if chemical wastes such as spent lubricants and paints are generated on site. Only licensed chemical waste collectors shall be employed to collect any chemical waste generated at site. The handling, storage, transportation and disposal of chemical wastes shall be conducted in accordance with the Code of Practice on the Packaging, Labelling and Storage of Chemical Wastes and A Guide to the Chemical Waste Control Scheme both published by EPD; A sufficient number of covered bins shall be provided on site for the containment of general refuse. These bins shall be cleared daily and the collected waste disposed of to the refuse transfer station. Further to the 						

EM&A Log Ref.	Recommended Mitigation Measures	Objective of the recommended measure & main concerns to address	Implement Agent	Location / Timing	Implementation Timing	Requirements and / or Standards to be Achieved	Implementation status
	<p>issue of DEVB TCW No. 8/2010, Enhanced Specification for Site Cleanliness and Tidiness, the contractor is required to maintain a clean and hygienic site throughout the Project works;</p> <ul style="list-style-type: none"> • Tool-box talks should be provided to workers about the concepts of site cleanliness and appropriate waste management procedures, including waste reduction, reuse, and recycling; and • The contractor shall comply with all relevant statutory requirements and guidelines and their updated versions that may be issued during the course of Project construction. 						
WM7	<p><u>On-site Sorting, Reuse and Recycling</u> All waste materials should be segregated into categories covering:</p> <ul style="list-style-type: none"> • Inert C&D materials suitable for reuse on-site; • Inert C&D materials suitable for public fill reception facilities; • Recyclable C&D materials for recycling; • Remaining C&D materials for landfill; • Chemical waste; and • General refuse for landfill. 	Reduce waste generation	Contractor	All construction sites	Construction stage	<ul style="list-style-type: none"> • Waste Disposal Ordinance • ETWB TCW No. 19/2005, Environmental Management on Construction Sites 	Implemented
WM8	Proper segregation and disposal of construction waste should be implemented. Separate containers should be provided for inert and non-inert materials.	Reduce waste generation	Contractor	All construction sites	Construction stage	<ul style="list-style-type: none"> • Waste Disposal Ordinance • ETWB TCW No. 19/2005, Environmental Management on Construction Sites 	Implemented

EM&A Log Ref.	Recommended Mitigation Measures	Objective of the recommended measure & main concerns to address	Implement Agent	Location / Timing	Implementation Timing	Requirements and / or Standards to be Achieved	Implementation status
WM9	Specific area should be allocated for on-site sorting of C&D materials and to provide a temporary storage area for those sorted materials. If area is limited, all C&D materials should at least be sorted on-site into inert and non-inert components. Non-inert C&D materials such as bamboo, timber, vegetation, packaging waste and other organic materials should be reused and recycled to local recycler wherever possible and disposed to the designated landfill only as a last resort. Inert C&D materials such as concrete, stone, clay, brick, soil, asphalt and the like should be separated and reused in this or other projects (subject to approval by the relevant parties in accordance with the DEVB TC(W) No. 6/2010) before disposed of at a public filling facility operated by CEDD. Steel and other metals should be recovered from demolition waste stream and recycled	Ensure proper waste management system throughout the construction in order to reduce waste generation	Contractor	All construction sites	Construction stage	<ul style="list-style-type: none"> Waste Disposal Ordinance ETWB TCW No. 19/2005, Environmental Management on Construction Sites DEVB TCW No.6/2010 DEVB TCW No.8/2010 	Implemented
WM10	The reuse of inert C&D materials such as soil, rock and broken concrete should be maximised. Waste should be separated into fine, soft and hard materials. With the use of a crusher, coarse materials can be crushed to make it suitable for use as fill materials where fill is required in the works. This minimises the use of imported materials and maximises the use of the C&D materials produced. Approval from CEDD and EPD shall be obtained for the use of site crusher in accordance with WBTC No. 11/2002.	Ensure proper waste management system throughout the construction in order to reduce waste generation	Contractor	All construction sites	Construction stage	<ul style="list-style-type: none"> Waste Disposal Ordinance WBTC No. 11/2002 	Implemented
WM11	<u>Excavated Materials</u> Excavated materials should be temporarily stored on-site for use as backfill as far as possible. It should be properly covered with tarpaulin or similar impervious sheeting to prevent dust nuisance and site runoff. Surplus excavated materials should be disposed of to public fill reception facilities.	Minimize dust, site runoff and waste impacts from excavated and C&D materials	Contractor	All construction sites	Construction stage	<ul style="list-style-type: none"> Waste Disposal Ordinance Air Pollution Control Ordinance To control the dust impact to meet HKAQO and EIAO-TM criteria 	Implemented

EM&A Log Ref.	Recommended Mitigation Measures	Objective of the recommended measure & main concerns to address	Implement Agent	Location / Timing	Implementation Timing	Requirements and / or Standards to be Achieved	Implementation status
WM12	Control measures for temporary stockpiles on-site should be taken, which include: <ul style="list-style-type: none"> • Surface of stockpiled soil should be regularly wetted with water especially during dry season; • Disturbance of stockpiled soil should be minimized; • Stockpiled soil should be properly covered with tarpaulin especially when heavy rainstorms are predicted; • Stockpiling areas should be enclosed where space is available; • Stockpiling location should be away from the water bodies; and • An independent surface water drainage system equipped with silt traps should be installed at the stockpiling area. 	Minimize the noise, generation of dust, pollution of water and visual impact from excavated and C&D materials	Contractor	All construction sites	Construction stage	<ul style="list-style-type: none"> • Waste Disposal Ordinance • Air Pollution Control Ordinance • To control the dust impact to meet HKAQO and EIAO-TM criteria. • ETWB TC(W) No.19/2005 	Implemented
WM13	The Public Fill Committee of CEDD should be consulted for disposal of inert C&D materials to public fill reception facilities while EPD should be consulted for disposal of non-inert C&D materials to landfill. Disposal of C&D waste to landfill must not have more than 50% (by weight) inert material. The C&D waste delivered for landfill disposal should contain no free water and the liquid content should not exceed 70% by weight.	Minimise waste impacts from C&D materials	Contractor	All construction sites	Design and Construction stages	<ul style="list-style-type: none"> • Waste Disposal Ordinance • ETWB TCW No. 19/2005, Environmental Management on Construction Sites • DEVB TCW No.6/2010 • DEVB TCW No.8/2010 	Implemented
WM14	In order to avoid dust impacts, any vehicle leaving a works area carrying C&D waste or public fill should have their load covered up before leaving the construction site.	Minimize the dust impact from transferring C&D materials	Contractor	All construction sites	Construction stages	<ul style="list-style-type: none"> • Air Pollution Control Ordinance • ETWB TCW No. 19/2005, Environmental Management on Construction Sites 	Implemented

EM&A Log Ref.	Recommended Mitigation Measures	Objective of the recommended measure & main concerns to address	Implement Agent	Location / Timing	Implementation Timing	Requirements and / or Standards to be Achieved	Implementation status
						<ul style="list-style-type: none"> • DEVB TCW No.6/2010 • DEVB TCW No.8/2010 	
WM15	C&D materials should be disposed of at designated public fill reception facilities or landfills. Disposal of these materials for the use at other construction projects is subject to the approval of the Engineer and/or other relevant reception authorities. Furthermore, unauthorised disposal of C&D materials in particular on private agricultural land is prohibited and may be subject to relevant enforcement and regulating actions. The disposal of public fill and C&D materials will be controlled through trip-ticket system in accordance with DEVB TC(W) No. 6/2010.	Minimise waste impacts from C&D materials	Contractor	All construction sites	Construction stages	<ul style="list-style-type: none"> • Waste Disposal Ordinance • ETWB TCW No. 19/2005, Environmental Management on Construction Sites • DEVB TCW No.6/2010 • DEVB TCW No.8/2010 	Implemented
WM16	Chemical Waste Where the construction processes produce chemical waste, the contractor must register with EPD as a chemical waste producer. Wastes classified as chemical wastes are listed in the Waste Disposal (Chemical Waste) (General) Regulation. These wastes are subject to stringent disposal routes. EPD requires information on the particulars of the waste generation processes including the types of waste produced, their location, quantities and generation rates. A nominated contact person must be registered with EPD. An updated list of licensed chemical waste collector can be obtained from EPD.	Proper waste management for chemical waste	Contractor / Relevant Operators	All construction sites	Construction stages	<ul style="list-style-type: none"> • Waste Disposal (Chemical Waste) (General) Regulation • Code of Practice on the Packaging Labelling and Storage of Chemical Waste 	Implemented
WM17	Storage, handling, transport, and disposal of chemical waste should be arranged in accordance with the Code of Practice on the Packaging, Labelling and Storage of Chemical Wastes published by EPD, and collected by a licensed chemical waste collector.	Proper waste management for chemical waste	Contractor / Relevant Operators	All construction sites	Construction stages	<ul style="list-style-type: none"> • Waste Disposal (Chemical Waste) (General) Regulation • Code of Practice on the Packaging Labelling and 	Implemented

EM&A Log Ref.	Recommended Mitigation Measures	Objective of the recommended measure & main concerns to address	Implement Agent	Location / Timing	Implementation Timing	Requirements and / or Standards to be Achieved	Implementation status
						Storage of Chemical Waste	
WM18	Suitable containers should be used for specific types of chemical wastes. The containers should be properly labelled (in English and Chinese in accordance with instructions prescribed in Schedule 2 of the Regulations), resistance to corrosion, stored safely and closely secured. Stored volume should not be kept more than 450 liters unless the specification has been approved by the EPD. Storage area should be enclosed by three sides by a wall, partition of fence that is at least 2 m height or height of tallest container with adequate ventilation and space.	Proper waste management for chemical waste	Contractor / Relevant Operators	All construction sites	Construction stages	<ul style="list-style-type: none"> Waste Disposal (Chemical Waste) (General) Regulation Code of Practice on the Packaging Labelling and Storage of Chemical Waste 	Implemented
WM19	Hard standing, impermeable surfaces draining via oil interceptors should be provided in works area compounds. Interceptors should be regularly emptied to prevent release of oils and grease into the surface water drainage system after accidental spillages. The interceptor should have a bypass to prevent flushing during periods of heavy rain. Oil and fuel bunkers should be bunded and/or enclosed on three sides to prevent discharge due to accidental spillages or breaches of tanks. Bunding should be of sufficient capacity to accommodate 110% of the volume of the largest container or 20% of the total volume of waste, whichever is largest. Waste collected from any oil interceptors should be collected and disposed of by a licensed collector.	Proper waste management for chemical waste	Contractor / Relevant Operators	All construction sites	Construction stages	<ul style="list-style-type: none"> Waste Disposal Ordinance ETWB TCW No. 19/2005, Environmental Management on Construction Sites Waste Disposal (Chemical Waste) (General) Regulation EIAO-TM criteria 	Implemented
WM20	Lubricants, waste oils and other chemical wastes are likely to be generated during the maintenance of vehicles and mechanical equipment. Used lubricants should be collected and stored in individual containers which are fully labelled in English and Chinese and stored in a	Proper waste management for chemical waste	Contractor / Relevant Operators	All construction sites	Construction stages	<ul style="list-style-type: none"> Waste Disposal (Chemical Waste) (General) Regulation Code of Practice on the Packaging 	Implemented

EM&A Log Ref.	Recommended Mitigation Measures	Objective of the recommended measure & main concerns to address	Implement Agent	Location / Timing	Implementation Timing	Requirements and / or Standards to be Achieved	Implementation status
	designated secure place. The chemical waste shall be collected by licensed chemical waste collectors.					Labelling and Storage of Chemical Waste	
WM21	The registered chemical waste producer (i.e. the contractor) has to arrange for the chemical waste to be collected by licensed collectors. The licensed collector should regularly take chemical waste to a licensed chemical waste treatment facility (such as the CWTC in Tsing Yi). A trip ticket system operates to control the movement of chemical wastes.	Proper waste management for chemical waste	Contractor / Relevant Operators	All construction sites	Construction stages	• Waste Disposal (Chemical Waste) (General) Regulation	Implemented
WM22	No lubricants, oils, solvents or paint products should be allowed to discharge into water courses, either by direct discharge, or as contaminants carried in surface water runoff from the construction site.	Proper waste management for chemical waste	Contractor / Relevant Operators	All construction sites	Construction stages	• Waste Disposal (Chemical Waste) (General) Regulation	Implemented
WM23	<u>General Refuse</u> General refuse should be disposed of to landfill as designated by EPD only after recyclable materials (e.g. paper, metals, aluminium cans, etc.) have been sorted out.	Minimise production of the general refuse and avoid odour, pest and litter impacts	Contractors	All construction sites	Construction stage	• Waste Disposal Ordinance • Public Health and Municipal Services Ordinance (Cap.132)	Implemented
WM24	The contractor should nominate approved site personnel to be responsible for good site practices, arrangements for collection and effective disposal to an appropriate facility of all wastes generated at the site. Training of site personnel about site cleanliness, proper waste management and chemical handling procedures should be provided. Recyclable materials such as papers and aluminium cans should be separated and delivered to the local recyclers. An adequate number of waste containers should be provided to avoid spillage of waste.	Minimise production of the general refuse and avoid odour, pest and litter impacts	Contractors	All construction sites	Construction stage	• Waste Disposal Ordinance • Public Health and Municipal Services Ordinance (Cap.132)	Implemented
WM25	General refuse generated on-site should be stored in enclosed bins or skips and collected separately from other construction and chemical wastes and disposed of at	Minimise production of the general refuse and	Contractors	All construction sites	Construction stage	• Waste Disposal Ordinance	Implemented

EM&A Log Ref.	Recommended Mitigation Measures	Objective of the recommended measure & main concerns to address	Implement Agent	Location / Timing	Implementation Timing	Requirements and / or Standards to be Achieved	Implementation status
	designated landfills by reputable waste collectors. The removal of waste from the site should be arranged on a daily basis or at least on every second day by the contractor to minimise any potential odour impacts, minimise the presence of pests, vermin and other scavengers and prevent unsightly accumulation of waste.	avoid odour, pest and litter impacts				<ul style="list-style-type: none"> Public Health and Municipal Services Ordinance (Cap.132) 	
Waste Management (Operation Phase)							
WM26	The general refuse and chemical waste generated during the operation phase would follow the same handling procedures and disposal method presented in Sections 6.6.16 to 6.6.25 of the EIA report. It is expected that there would be limited quantities of general refuse and chemical waste to be generated from the operation of the Project and will be properly handled by licensed chemical waste collectors and reputable waste collector. Waste monitoring and audit programme for the operation phase of the Project would not be required.	Minimise production of the general refuse and avoid odour, pest and litter impacts	Relevant Operators	All construction sites	Operation Stage	<ul style="list-style-type: none"> Waste Disposal Ordinance Waste Disposal (Chemical Waste) (General) Regulation Code of Practice on the Packaging Labelling and Storage of Chemical Waste Public Health and Municipal Services Ordinance (Cap.132) 	To be implemented
Ecology							
E1	Direct impact to the recognised site of conservation importance (Lion Rock Country Park)/habitats with high ecological values (e.g. watercourse, woodland, species of conservation interest shall be avoided.	Avoid any direct impacts to these sites of conservation importance /habitats with high ecological value	Detailed Design Consultant	Sites of conservation importance/ habitats with high ecological value	Design Stage	TM-EIAO	To be implemented

EM&A Log Ref.	Recommended Mitigation Measures	Objective of the recommended measure & main concerns to address	Implement Agent	Location / Timing	Implementation Timing	Requirements and / or Standards to be Achieved	Implementation status
E2	To minimise habitat loss to the nearby habitats and associated wildlife, the following mitigation measures should be implemented: <ul style="list-style-type: none"> • Confining the works within the Project Boundary; • Controlling access of site staff to avoid damage to the vegetation in surrounding areas; and • Placement of equipment or stockpile in the existing disturbed / urbanised area within the Project Boundary of the Project to minimise disturbance to vegetated area. 	Minimise habitat loss to the nearby habitats and associated wildlife	Contractor	All construction sites	Construction Stage	TM-EIAO	Implemented
E3	<u>Reinstatement and enhancement of temporarily affected habitats.</u> Minor ecological impacts may arise from the temporary loss of plantation and developed area during construction phase. In general, replanting would be implemented upon the completion of the construction works to reinstate the temporarily affected areas to condition similar to original status.	Enhance the temporarily affected habitats	Contractor	All construction sites	Construction stage	TM-EIAO	To be implemented
E4	<u>Minimizing Disturbance from Construction Activities</u> Mitigation measures including, but not limited to, erection of site hoarding, use of Quality Powered Mechanical Equipment (QPME), noise and dust reduction tarpaulin sheeting and good site practices throughout construction phase are shown as followings: <ul style="list-style-type: none"> • Site hoarding would be established around the proposed tunnel portal and E&M building prior to the commencement of construction works to prevent construction activities from encroaching adjacent habitats as well as prevent unnecessary human activities in the surrounding habitats; • QPME, noise and dust reduction tarpaulin sheeting could be used during construction phase to reduce noise disturbance and dust emission. Temporary 	To minimise disturbance from construction activities	Contractor	All construction sites	Construction stage	TM-EIAO	Implemented

EM&A Log Ref.	Recommended Mitigation Measures	Objective of the recommended measure & main concerns to address	Implement Agent	Location / Timing	Implementation Timing	Requirements and / or Standards to be Achieved	Implementation status
	<p>barriers such as movable noise barrier, temporary noise screening structures and site hoardings could further reduce the noise impact;</p> <ul style="list-style-type: none"> • Good site practices such as regular water spraying at dusty operation, provision of waste skips and timely collection of general refuse and construction waste are also recommended. 						
E5	Reduction of lighting can be achieved using directional lighting to prevent excessive light spill into adjacent natural habitat and disturbance to nocturnal fauna. .	To minimize disturbance from construction activities	Contractor	All construction sites	Construction stage	TM-EIAO	Implemented
E6	<p><u>Control of Site Runoff</u> Best management practices should be implemented on site in accordance with the Practice Note for Professional Persons on Construction Site Drainage, Environmental Protection Department, 1994 (ProPECC PN 1/94) as far as practicable to control site runoff and drainage at all work sites during construction phase, so that the treated runoff will be discharged to public drainage system in compliance with the WPCO. Construction effluent, site run-off and sewage should be properly collected and/or treated.</p> <p>Wastewater from a construction site should be managed. Proper locations for discharge outlets of wastewater treatment facilities well away from the natural watercourses should be identified. Effluent monitoring should be incorporated to make sure that the discharged effluent from construction sites meets the effluent discharge guidelines. The practices outlined in ETWB TC (Works) No. 5/2005 “Protection of natural streams/rivers from adverse impacts arising from construction works” should also be adopted where applicable to minimise the water quality impacts upon the channalised/semi-natural</p>	To control site runoff and drainage at all work sites, thus, the aquatic ecosystem is protected.	Contractor	All construction sites	Construction stage	<ul style="list-style-type: none"> • Water Pollution Control Ordinance • ProPECC PN. 1/94 	Implemented

EM&A Log Ref.	Recommended Mitigation Measures	Objective of the recommended measure & main concerns to address	Implement Agent	Location / Timing	Implementation Timing	Requirements and / or Standards to be Achieved	Implementation status
	watercourses, in order to better protect the aquatic ecosystem.						
E7	<u>Control of Groundwater Infiltration</u> In order to minimise groundwater infiltration or avoid potential impacts on watercourses, water table and groundwater drawdown, minimization approach was adopted during design stage and would be adopted during construction and operation phase.	To minimize groundwater infiltration / avoid potential impacts on watercourses	Contractor	Works area at Cavern and tunnel portal	Design stage / Construction stage / Operation Stage	EIAO-TM	To be implemented
E8	The proposed cavern would be constructed under the measured groundwater table. Water inflow would be controlled to an acceptable level by implementing pre-grouting and post-grouting measures, thus the impact of the proposed cavern on the groundwater table is considered to be limited.	To minimize groundwater infiltration / avoid potential impacts on watercourses	Contractor	Works area at Cavern and tunnel portal	Design stage / Construction stage / Operation Stage	EIAO-TM	To be implemented
E9	The permanent tunnel structure of the proposed access tunnel would be designed as drained type at the locations with adequate rock cover and designed as undrained type at locations with mix ground conditions. The water inflow would also be controlled to an acceptable level with pre-grouting and postgrouting measures.	To minimize groundwater infiltration / avoid potential impacts on watercourses	Contractor	Works area at Cavern and tunnel portal	Design stage / Construction stage / Operation Stage	EIAO-TM	To be implemented
E10	During operation phase, waterproof lining would be installed to prevent water seepage and water droplets (if any) would be discharged into the sewage system	To minimize groundwater infiltration / avoid potential impacts on watercourses	Contractor	Works area at Cavern and tunnel portal	Design stage / Construction stage / Operation Stage	EIAO-TM	To be implemented
E11	All the mitigation measures regarding potential groundwater infiltration concern that has been proposed in Section 5.8.7 shall be followed.	To minimize groundwater infiltration / avoid potential impacts on watercourses	Contractor	Works area at Cavern and tunnel portal	Design stage / Construction stage / Operation Stage	EIAO-TM	To be implemented

EM&A Log Ref.	Recommended Mitigation Measures	Objective of the recommended measure & main concerns to address	Implement Agent	Location / Timing	Implementation Timing	Requirements and / or Standards to be Achieved	Implementation status
<i>Landscape and Visual (Construction Phase)</i>							
CM1	<u>Careful Site Planning and Management</u> <ul style="list-style-type: none"> The site layout and works area including temporary access road(s), stockpiling area(s), temporary construction storage shall be carefully planned to preserve existing landscape resources and trees as far as practicable. Good site practices shall be enforced to eliminate eyesores from unappealing stockpiling/ storage areas and/or construction activities. 	To minimize site clearance, tree removal and disturbance to existing Landscape Resources, and visual obstruction to VSRs	Project Proponent (via Contractor)	All construction areas	Construction stage	N/A	Implemented
CM2	<u>Careful Design of Slope Works</u> <ul style="list-style-type: none"> Slope stabilization methods (i.e., insertion of soil nails and establishment of grillage, etc.) shall be carefully formulated to minimise the loss of tree and landscape cover as far as practicable. 	To minimize tree removal and to create a slope surface better blending with the surrounding environment	Project Proponent (via Contractor)	Works area at Cavern and tunnel portal	Construction stage	N/A	Implemented
CM3	<u>Tree Preservation</u> <ul style="list-style-type: none"> In accordance with DEVB TC (W) No.4/2020 – Tree Preservation or its latest version, existing vegetation shall be retained on site as far as practicable. Adequate tree protection measures shall be provided for the Trees to be retained on site. Relevant guidelines on tree care and protection promulgated by Greening, Landscape and Tree Management Section of Development Bureau shall be observed and followed. 	To minimize tree removal	Project Proponent (via Contractor)	All construction areas	Construction stage	N/A	Implemented after observation
CM4	<u>Tree Transplanting/ Compensatory Tree Planting</u> <ul style="list-style-type: none"> Trees unavoidably affected by the project shall be transplanted as far as practicable in accordance with DEVB TC (W) No.4/2020 – Tree Preservation or its latest version and the latest guidelines promulgated by 	To minimize the loss of trees To compensate for the loss of tree	Project Proponent (via Contractor)	All construction areas	Construction stage	DEVB TC(W) No. 4/2020- Tree Reservation	Implemented

EM&A Log Ref.	Recommended Mitigation Measures	Objective of the recommended measure & main concerns to address	Implement Agent	Location / Timing	Implementation Timing	Requirements and / or Standards to be Achieved	Implementation status
	<p>Greening, Landscape and Tree Management Section of Development Bureau.</p> <ul style="list-style-type: none"> Affected trees that are not suitable for transplantation and to be felled shall be compensated in not less than 1:1 in quantity and in accordance with DEVB TC (W) No.4/2020 – Tree Preservation or its latest version. Onsite compensation has been prioritized. However, due to land status issues, area of onsite compensatory planting locations are insufficient to compensate for the loss of trees and near site compensatory locations managed by WSD are adopted, as shown in Figure 9.9, Figure 9.10A, Figure 9.10B and Figure 9.11 of the EIA report. Tree species selected shall be compatible with surrounding existing vegetation. 	To provide quality and sustainable landscape that is compatible with the site context					
CM5	<p><u>Inspection of Tree Works</u></p> <ul style="list-style-type: none"> Regular site inspection shall be conducted by tree specialist. 	To closely monitor the site activities in order to avoid or minimize any possible adverse impact to the retained trees	Project Proponent (via Contractor)	All construction areas	Construction stage	N/A	Implemented
CM6	<p><u>Minimization of Light Impact</u></p> <ul style="list-style-type: none"> Lighting at construction sites shall be carefully controlled at night 	To avoid disturbance to nearby VSRs	Project Proponent (via Contractor)	All construction areas and temporary works areas	Construction stage	N/A	Implemented
CM7	<p><u>Erection of Decorative Site Hoarding</u></p> <ul style="list-style-type: none"> Decorative hoarding that is compatible with the surrounding environment shall be erected during construction. 	To enhance the visual amenity of construction hoarding	Project Proponent (via Contractor)	All construction areas and temporary work areas	Construction stage	N/A	To be implemented

EM&A Log Ref.	Recommended Mitigation Measures	Objective of the recommended measure & main concerns to address	Implement Agent	Location / Timing	Implementation Timing	Requirements and / or Standards to be Achieved	Implementation status
CM8	<u>Reinstatement of Temporarily Disturbed Areas</u> <ul style="list-style-type: none"> Temporarily disturbed landscape areas shall be reinstated. 	To reinstate the disturbed landscape	Project Proponent (via Contractor)	All construction areas and temporary work areas	Construction stage	N/A	To be implemented
<i>Landscape and Visual (Operation Phase)</i>							
OM1	<u>Landscape Planting</u> <ul style="list-style-type: none"> Landscape planting shall be provided in accordance with DEVB TCW No.3/2012 – Site Coverage of Greenery for Government Building Projects or its latest version. Planting species shall be compatible with the nearby existing vegetation cover as far as practicable. Not less than 12-month establishment after completion shall be provided for the landscape planting. 	To soften the hard edges of the structure and make it more compatible with the surrounding environment	Project Proponent (via Contractor)	Ancillary building	Operation stage	DEVB TCW No.3/2012	To be implemented
OM2	<u>Rooftop Greening</u> Rooftop greening shall be implemented with reference to the references on skysrise greenery provided by the Greening, Landscape & Tree Management Section, Development Bureau.	To make the ancillary facilities more compatible with the surrounding woodland landscape and to mitigate the potential adverse visual impact on adjacent residential VSRs viewing from an elevated vantage point	Project Proponent (via Contractor)	Ancillary building	Operation stage	N/A	To be implemented
OM3	<u>Vertical Greening</u> Vertical greening shall be provided.	To enhance the visual amenity of the ancillary	Project Proponent	Ancillary building	Operation stage	N/A	To be implemented

EM&A Log Ref.	Recommended Mitigation Measures	Objective of the recommended measure & main concerns to address	Implement Agent	Location / Timing	Implementation Timing	Requirements and / or Standards to be Achieved	Implementation status
		facilities and to blend in with the surrounding landscape	(via Contractor)				
OM4	<u>Careful Design of Ancillary Facilities</u> <ul style="list-style-type: none"> The orientation and location of the ancillary facilities shall be carefully designed. Its finish shall be non-reflective and dull in colour. The ancillary facilities are unmanned structures that merely require minimal security services during daytime. There shall be nobody and no lighting illuminating from the buildings at night, except essential street lighting for the portal access road. 	To avoid glare impact to surrounding VSRs	Project Proponent (via Contractor)	Ancillary building	Operation stage	N/A	To be implemented

Appendix E

Air Quality and Noise Monitoring Equipment Calibration Certification

Sibata LD-5R K-Factor Verification Test by Total Suspended Particulates HVS Test Report

Information of Calibrated Equipment

Verification Test Date:	<u>13-Sep-24</u>	to	<u>14-Sep-24</u>	Next Verification Test Date:	<u>12-Sep-25</u>
Unit-under-Test- Model No.:	<u>Sibata LD-5R</u>				
Unit-under-Test Serial No.:	<u>0Z4545</u>				
Our Report Reference No.:	<u>RPT-23-HVS-0065</u>				
Calibration Location:	<u>AM2, location near the Leachate Treatment Works within the NENTX Landfill</u>				

Standard Equipment Information

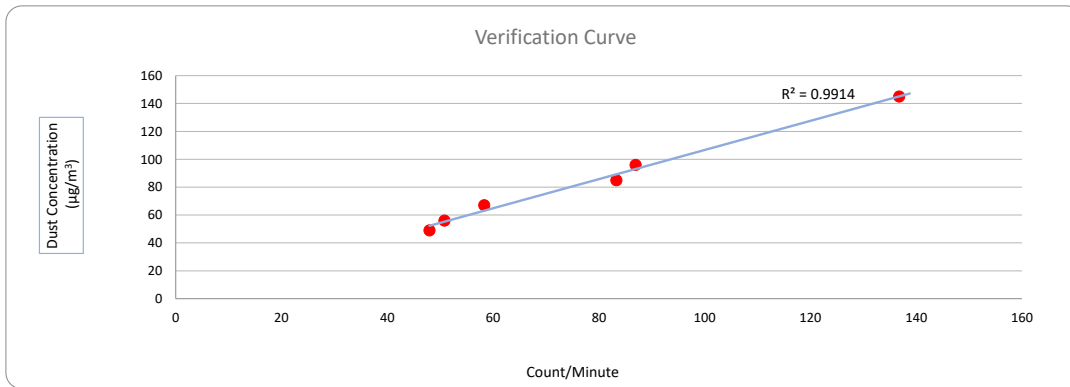
Verification Equipment Type:	Tisch TSP HVS	Tisch HVS Calibrator
Standard Equipment Model No.:	TE-5170X	TE-5025A
Equipment serial no.:	1106	3465
Last Calibration Date:	13-Sep-24	16-Jan-24
Next Calibration Date:	12-Sep-25	15-Jan-25

Equipment Verification Result

Verification Test No.	Date	Duration			Results from Calibrated Equipment		Results from Standard Equipment
		Start-time	End-time	Elapsed Time (in min)	Total Counts	Counts/ Minute x-axis	Dust Concentration ($\mu\text{g}/\text{m}^3$) y-axis
1	28/11/23	8789.68	8792.68	180.00	15648	87	96
2	28/11/23	8792.68	8795.68	180.00	14993	83	85
3	28/11/23	8795.68	8798.68	180.00	8635	48	49
4	30/11/23	8798.68	8801.68	180.00	10501	58	67
5	30/11/23	8801.68	8804.68	180.00	24622	137	145
6	30/11/23	8804.68	8807.68	180.00	9145	51	56

Linear Regression of y on x

Slope, K factor:	<u>1.0451</u>	Intercept:	<u>2.1545</u>	*Correlation Coefficient, R:	<u>0.9957</u>
Verification Test Result:	<u>Strong Correlation, Results were accepted.</u>			* If the Correlation Coefficient, R is <0.5. Checking and Re-verification are required.	



Operated By:

Andy Li
Project Technician, Environmental

Date: 14-09-2024

Checked By:

Tandy Tse
Senior Consultant, Environmental

Date: 14-09-2024

Sibata LD-5R K-Factor Verification Test by Total Suspended Particulates HVS Test Report

Information of Calibrated Equipment

Verification Test Date:	13-Sep-24	to	14-Sep-24	Next Verification Test Date:	12-Sep-25
Unit-under-Test- Model No.:	Sibata LD-5R				
Unit-under-Test Serial No.:	882106				
Our Report Reference No.:	RPT-23-HVS-0068				
Calibration Location:	AM2, location near the Leachate Treatment Works within the NENTX Landfill				

Standard Equipment Information

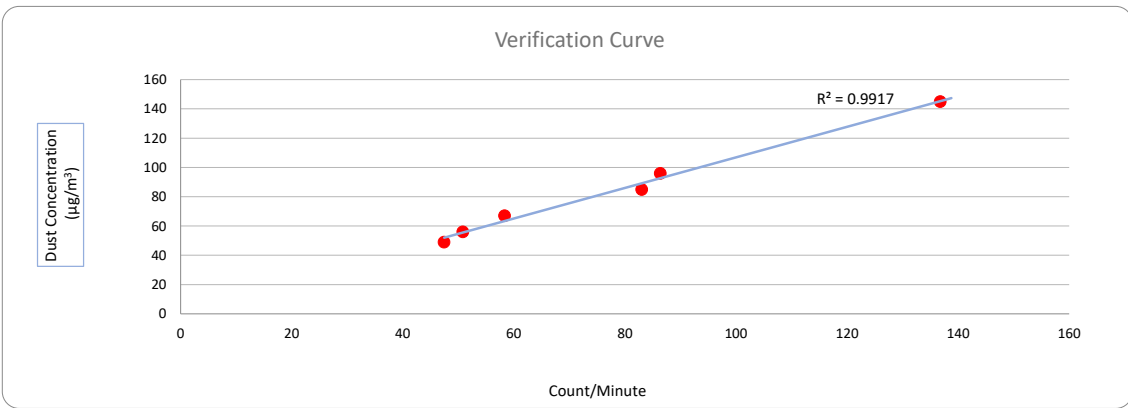
Verification Equipment Type:	Tisch TSP HVS	Tisch HVS Calibrator
Standard Equipment Model No.:	TE-5170X	TE-5025A
Equipment serial no.:	1106	3465
Last Calibration Date:	13-Sep-24	16-Jan-24
Next Calibration Date:	12-Sep-25	15-Jan-25

Equipment Verification Result

Verification Test No.	Date	Duration			Results from Calibrated Equipment		Results from Standard Equipment
		Start-time	End-time	Elapsed Time (in min)	Total Counts	Counts/ Minute x-axis	Dust Concentration ($\mu\text{g}/\text{m}^3$) y-axis
1	28/11/23	8789.68	8792.68	180.00	15546	86	96
2	28/11/23	8792.68	8795.68	180.00	14944	83	85
3	28/11/23	8795.68	8798.68	180.00	8543	47	49
4	30/11/23	8798.68	8801.68	180.00	10499	58	67
5	30/11/23	8801.68	8804.68	180.00	24622	137	145
6	30/11/23	8804.68	8807.68	180.00	9145	51	56

Linear Regression of y on x

Slope, K factor:	1.0437	Intercept:	2.4993	*Correlation Coefficient,R:	0.9958
Verification Test Result:	<u>Strong Correlation, Results were accepted.</u>			* If the Correlation Coefficient, R is <0.5. Checking and Re-verification are required.	



Operated By: Andy Li
Project Technician, Environmental

Date: 14-09-2024

Checked By: Tandy Tse
Senior Consultant, Environmental

Date: 14-09-2024

Sibata LD-5R K-Factor Verification Test by Total Suspended Particulates HVS Test Report

Information of Calibrated Equipment

Verification Test Date:	13-Sep-24	to	14-Sep-24	Next Verification Test Date:	12-Sep-25
Unit-under-Test- Model No.:	Sibata LD-5R				
Unit-under-Test Serial No.:	942532				
Our Report Reference No.:	RPT-23-HVS-0071				
Calibration Location:	AM2, location near the Leachate Treatment Works within the NENTX Landfill				

Standard Equipment Information

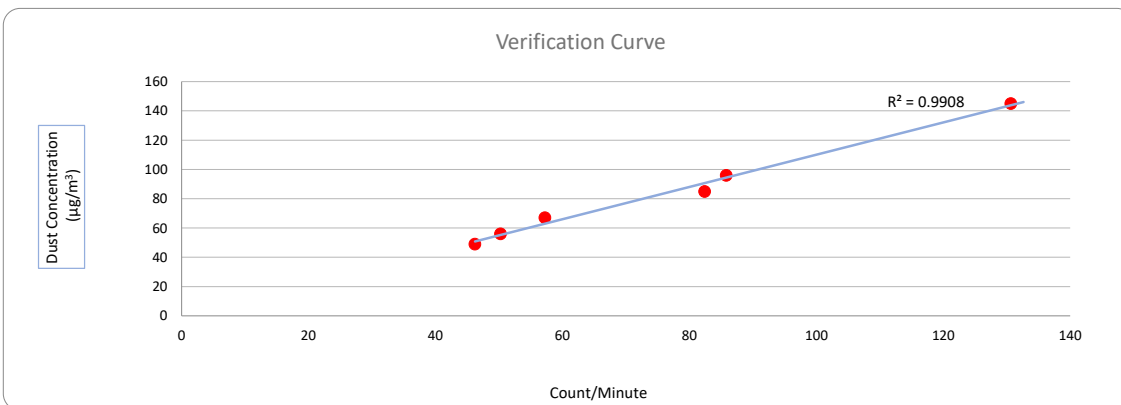
Verification Equipment Type:	Tisch TSP HVS	Tisch HVS Calibrator
Standard Equipment Model No.:	TE-5170X	TE-5025A
Equipment serial no.:	1106	3465
Last Calibration Date:	13-Sep-24	16-Jan-24
Next Calibration Date:	12-Sep-25	15-Jan-25

Equipment Verification Result

Verification Test No.	Date	Duration			Results from Calibrated Equipment		Results from Standard Equipment
		Start-time	End-time	Elapsed Time (in min)	Total Counts	Counts/ Minute x-axis	Dust Concentration ($\mu\text{g}/\text{m}^3$) y-axis
1	28/11/23	8789.68	8792.68	180.00	15446	86	96
2	28/11/23	8792.68	8795.68	180.00	14835	82	85
3	28/11/23	8795.68	8798.68	180.00	8320	46	49
4	30/11/23	8798.68	8801.68	180.00	10303	57	67
5	30/11/23	8801.68	8804.68	180.00	23517	131	145
6	30/11/23	8804.68	8807.68	180.00	9043	50	56

Linear Regression of y on x

Slope, K factor:	1.1020	Intercept:	-0.1223	*Correlation Coefficient,R:	0.9954
Verification Test Result:	<u>Strong Correlation, Results were accepted.</u>			* If the Correlation Coefficient, R is <0.5. Checking and Re-verification are required.	



Operated By:

Andy Li
Project Technician, Environmental

Date: 14-09-2024

Checked By:

Tandy Tse
Senior Consultant, Environmental

Date: 14-09-2024

Certificate of Calibration

for

Description: *Sound Level Meter*
Manufacturer: *SVANTEK*
Type No.: *SVAN 971 (Serial No.: 96062)*
Microphone: *ACO 7052E (Serial No.: 85231)*
Preamplifier: *SV-18 (Serial No.: 121481)*

Submitted by:

Customer: *Aurecon Hong Kong Limited*
Address: *Unit 1608, 16/F, Tower B, Manulife Financial Centre,
223-231 Wai Yip Street,
Kwun Tong, Kowloon, Hong Kong*

Upon receipt for calibration, the instrument was found to be:

- Within (31.5Hz – 4kHz)
 Outside

the allowable tolerance.

The test equipment used for calibration are traceable to National Standards via:


- The Government of The Hong Kong Special Administrative Region Standard & Calibration Laboratory

Date of receipt: 22 July 2024

Date of calibration: 24 July 2024

Date of NEXT calibration: 23 July 2025

Calibrated by: 
Calibration Technician

Certified by: 
Mr. Ng Yan Wa
Laboratory Manager

Date of issue: 24 July 2024



Certificate No.: APJ23-155-CC002

Page 1 of 4

1. Calibration Precaution:

- The unit-under-test (UUT) was allowed to stabilize in the laboratory for over 24 hours, and switched on to warm up for over 10 minutes before the commencement of the test.
- The results presented are the mean of 3 measurements at each calibration point.

2. Calibration Conditions:

Air Temperature: 23.4°C
 Air Pressure: 1005 hPa
 Relative Humidity: 56.7 %

3. Calibration Equipment:

	Type	Serial No.	Calibration Report Number	Traceable to
Multifunction Calibrator	B&K 4226	2288467	AV240081	HOKLAS

4. Calibration Results

Sound Pressure Level

Reference Sound Pressure Level

Setting of Unit-under-test (UUT)			Applied value		UUT Reading, dB	IEC 61672 Class 1 Specification, dB
Range, dB	Freq. Weighting	Time Weighting	Level, dB	Frequency, Hz		
35-137	dBA SPL	Fast	94	1000	94.0	±0.4

Linearity

Setting of Unit-under-test (UUT)			Applied value		UUT Reading, dB	IEC 61672 Class 1 Specification, dB
Range, dB	Freq. Weighting	Time Weighting	Level, dB	Frequency, Hz		
35-137	dBA SPL	Fast	94	1000	94.0	Ref
			104		104.0	±0.3
			114		114.0	±0.3

Time Weighting

Setting of Unit-under-test (UUT)			Applied value		UUT Reading, dB	IEC 61672 Class 1 Specification, dB
Range, dB	Freq. Weighting	Time Weighting	Level, dB	Frequency, Hz		
35-137	dBA SPL	Fast	94	1000	94.0	Ref
		Slow			94.0	±0.3

Frequency Response

Linear Response

Setting of Unit-under-test (UUT)				Applied value		UUT Reading, dB	IEC 61672 Class 1 Specification, dB
Range, dB	Freq. Weighting	Time Weighting	Level, dB	Frequency, Hz			
35-137	dB	SPL	Fast	94	31.5	94.6	±2.0
					63	94.4	±1.5
					125	94.4	±1.5
					250	94.3	±1.4
					500	94.2	±1.4
					1000	94.0	Ref
					2000	93.6	±1.6
					4000	93.5	±1.6

A-weighting

Setting of Unit-under-test (UUT)				Applied value		UUT Reading, dB	IEC 61672 Class 1 Specification, dB
Range, dB	Freq. Weighting	Time Weighting	Level, dB	Frequency, Hz			
35-137	dBA	SPL	Fast	94	31.5	55.2	-39.4±2.0
					63	68.3	-26.2±1.5
					125	78.2	-16.1±1.5
					250	85.6	-8.6±1.4
					500	90.9	-3.2±1.4
					1000	94.0	Ref
					2000	94.8	+1.2±1.6
					4000	94.5	+1.0±1.6

C-weighting

Setting of Unit-under-test (UUT)				Applied value		UUT Reading, dB	IEC 61672 Class 1 Specification, dB
Range, dB	Freq. Weighting	Time Weighting	Level, dB	Frequency, Hz			
35-137	dBC	SPL	Fast	94	31.5	91.6	-3.0±2.0
					63	93.6	-0.8±1.5
					125	94.2	-0.2±1.5
					250	94.3	-0.0±1.4
					500	94.2	-0.0±1.4
					1000	94.0	Ref
					2000	93.4	-0.2±1.6
					4000	92.7	-0.8±1.6



5. Calibration Results Applied

The results apply to the particular unit-under-test only. All calibration points are within manufacture's specification as IEC 61672 Class 1.

Uncertainties of Applied Value:

94 dB	31.5 Hz	± 0.05
	63 Hz	± 0.05
	125 Hz	± 0.10
	250 Hz	± 0.05
	500 Hz	± 0.05
	1000 Hz	± 0.05
	2000 Hz	± 0.05
	4000 Hz	± 0.05
104 dB	1000 Hz	± 0.05
114 dB	1000 Hz	± 0.05

The uncertainties are evaluated for a 95% confidence level.

Note:

The values given in this certification only related to the values measured at the time of the calibration and any uncertainties quoted will not allow for the equipment long-term drift, variations with environmental changes, vibration and shock during transportation, overloading, mis-handling, or the capability of any other laboratory to repeat the calibration. (A+A)*L shall not be liable for any loss or damage resulting from the use of the equipment.



Certificate No.: APJ23-155-CC002

Page 4 of 4



Certificate of Calibration

for

Description: *Sound Level Calibrator*

Manufacturer: *RION*

Type No.: *NC-75*

Serial No.: *34724243*

Submitted by:

Customer: *Aurecon Hong Kong Limited*

Address: *Unit 1608, 16/F, Tower B, Manulife Financial Centre,
223-231 Wai Yip Street, Kwun Tong,
Kowloon, Hong Kong*

Upon receipt for calibration, the instrument was found to be:

Within

Outside

the allowable tolerance.

The test equipments used for calibration are traceable to National Standards via:

- The Government of The Hong Kong Special Administrative Region Standard & Calibration Laboratory

Date of receipt: 2 October 2024

Date of calibration: 4 October 2024

Date of NEXT calibration: 3 October 2025

Calibrated by: 
_____ *Calibration Technician*

Certified by: 
_____ *Mr. Ng Yan Wa
Laboratory Manager*

Date of issue: 4 October 2024



Certificate No.: APJ23-154-CC004

Page 1 of 2

1. Calibration Precautions:

- The unit-under-test (UUT) was allowed to stabilize in the laboratory for over 24 hours, and switched on to warm up for over 10 minutes before the commencement of the test.
- The results presented are the mean of 3 measurements at each calibration point.

2. Calibration Specifications:

Calibration check

3. Calibration Conditions:

Air Temperature: 22.9°C
 Air Pressure: 1005 hPa
 Relative Humidity: 50.7 %

4. Calibration Equipment:

Test Equipment	Type	Serial No.	Calibration Report Number	Traceable to
Multifunction Calibrator	B&K 4226	2288467	AV240081	HOKLAS
Sound Level Meter	RION NA-28	30721812	AV240109	HOKLAS

5. Calibration Results

5.1 Sound Pressure Level

Nominal value dB	Accept lower level dB	Accept upper level dB	Measured value dB
94.0	93.6	94.4	94.0

Note:

The values given in this certification only related to the values measured at the time of the calibration.



Certificate No.: APJ23-154-CC004

Page 2 of 2

Appendix F

Environmental Monitoring Schedule

Tentative Impact Environmental Monitoring Schedule

May 2025

Sun	Mon	Tue	Wed	Thu	Fri	Sat
				1	2 Site Inspection Impact Air Quality Monitoring (DM-1, DM-2, DM-3, DM-4, DM-4a)	3
4	5	6	7	8 Impact Air Quality and Noise Monitoring (DM-1, DM-2, DM-3, DM-4, DM-4a, NM-2, NM-3, NM-4, NM-4a, NM-5, NM-6)	9 Site Inspection	10
11	12	13	14 Impact Air Quality and Noise Monitoring (DM-1, DM-2, DM-3, DM-4, DM-4a, NM-2, NM-3, NM-4, NM-4a, NM-5, NM-6)	15	16 Site Inspection	17
18	19	20 Impact Air Quality and Noise Monitoring (DM-1, DM-2, DM-3, DM-4, DM-4a, NM-2, NM-3, NM-4, NM-4a, NM-5, NM-6)	21 Site Inspection	22	23	24
25	26 Site Inspection Impact Air Quality and Noise Monitoring (DM-1, DM-2, DM-3, DM-4, DM-4a, NM-2, NM-3, NM-4, NM-4a, NM-5, NM-6)	27	28	29 Impact Air Quality Monitoring (DM-1, DM-2, DM-3, DM-4, DM-4a)	30 Site Inspection	31

The schedule may be changed due to unforeseen circumstances (e.g. adverse weather, etc.)

Air Quality Monitoring Stations:

- DM-1 - Tennis Court near Tin Ma Court
- DM-2 - Chun Sing House, Tin Ma Court
- DM-3 - Grace Methodist Church Kindergarten
- DM-4 - Block 6, Tsui Chuk Garden
- DM-4a - Road pavement near Wang King House, Tin Wang Court

Noise Monitoring Stations:

- NM-2 - Chun Sing House, Tin Ma Court
- NM-3 - Grace Methodist Church Kindergarten
- NM-4 - Block 6, Tsui Chuk Garden
- NM-4a - Road pavement near Wang King House, Tin Wang Court
- NM-5 - Wo Tin House, Shatin Pass Estate
- NM-6 - Sheung Fung Street Customs Staff Quarters

Appendix G

Air Quality Monitoring Results and Graphical Presentation

Appendix G - 1-hour TSP Monitoring Results

DM-1 - Tennis Court near Tin Ma Court			
Date	Time	Weather	Particulate Concentration ($\mu\text{g}/\text{m}^3$)
2/5/2025	8:32	Sunny	30
	9:32		36
	10:32		31
8/5/2025	8:36	Fine	30
	9:36		38
	10:36		42
14/5/2025	8:48	Sunny	38
	9:48		46
	10:48		43
20/5/2025	8:57	Sunny	41
	9:57		38
	10:57		45
26/5/2025	8:51	Sunny	40
	9:51		45
	10:51		42
29/5/2025	8:44	Cloudy	22
	9:44		31
	10:44		24
		Minimum	22
		Maximum	46
		Average	37

DM-2 - Chun Sing House, Tin Ma Court			
Date	Time	Weather	Particulate Concentration ($\mu\text{g}/\text{m}^3$)
2/5/2025	8:41	Sunny	27
	9:41		33
	10:41		37
8/5/2025	8:45	Fine	35
	9:45		31
	10:45		26
14/5/2025	8:53	Sunny	30
	9:53		38
	10:53		32
20/5/2025	9:04	Sunny	36
	10:04		42
	11:04		36
26/5/2025	8:56	Sunny	34
	9:56		31
	10:56		37
29/5/2025	8:54	Cloudy	33
	9:54		27
	10:54		35
		Minimum	26
		Maximum	42
		Average	33

Appendix G - 1-hour TSP Monitoring Results

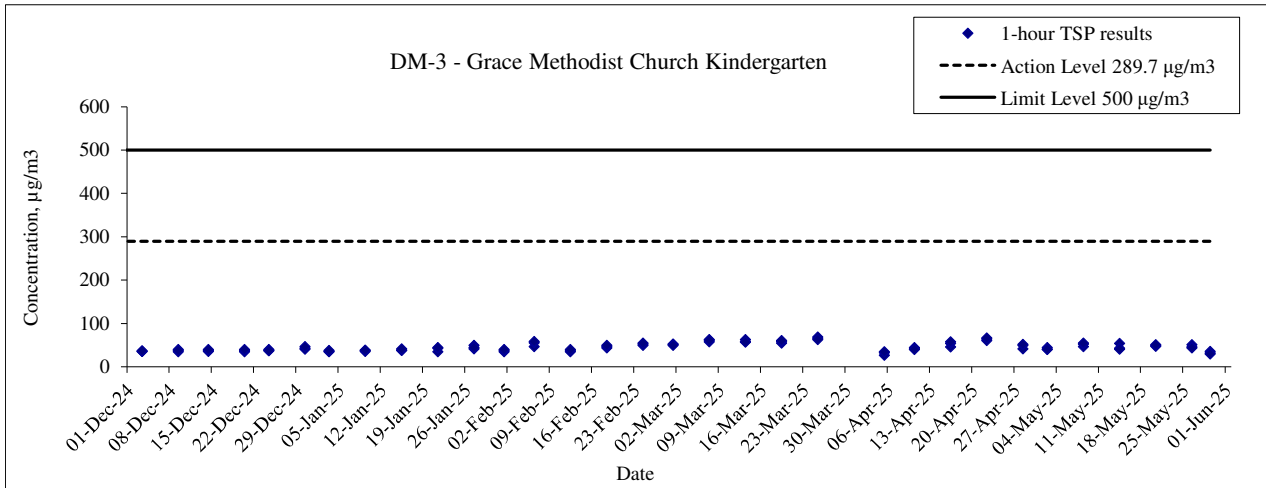
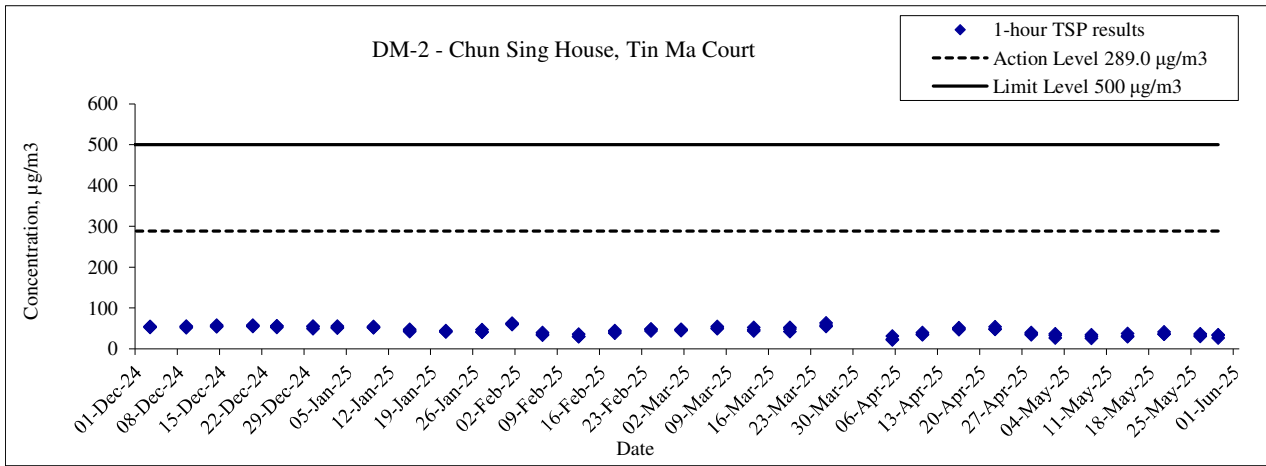
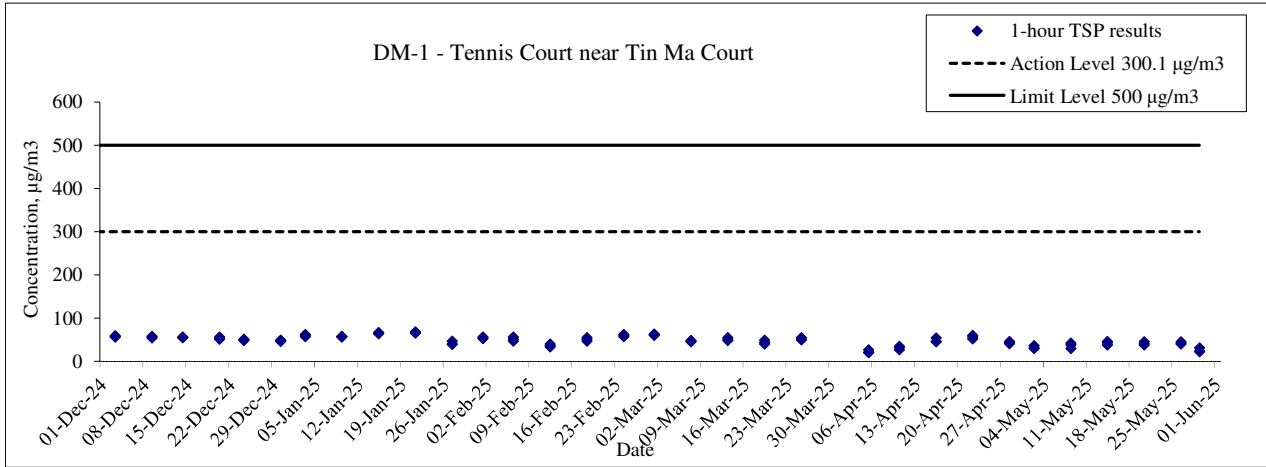
DM-3 - Grace Methodist Church Kindergarten			
Date	Time	Weather	Particulate Concentration ($\mu\text{g}/\text{m}^3$)
2/5/2025	8:24	Sunny	40
	9:24		45
	10:24		41
8/5/2025	8:27	Fine	47
	9:27		53
	10:27		55
14/5/2025	8:35	Sunny	54
	9:35		43
	10:35		41
20/5/2025	8:44	Sunny	49
	9:44		48
	10:44		51
26/5/2025	8:38	Sunny	51
	9:38		46
	10:38		44
29/5/2025	8:36	Cloudy	36
	9:36		32
	10:36		30
		Minimum	30
		Maximum	55
		Average	45

DM-4 - Block 6, Tsui Chuk Garden			
Date	Time	Weather	Particulate Concentration ($\mu\text{g}/\text{m}^3$)
2/5/2025	13:26	Sunny	34
	14:26		27
	15:26		23
8/5/2025	13:30	Fine	43
	14:30		40
	15:30		46
14/5/2025	13:33	Sunny	45
	14:33		41
	15:33		47
20/5/2025	14:26	Sunny	47
	15:26		48
	16:26		49
26/5/2025	13:36	Sunny	45
	14:36		41
	15:36		47
29/5/2025	13:31	Cloudy	36
	14:31		31
	15:31		37
		Minimum	23
		Maximum	49
		Average	40

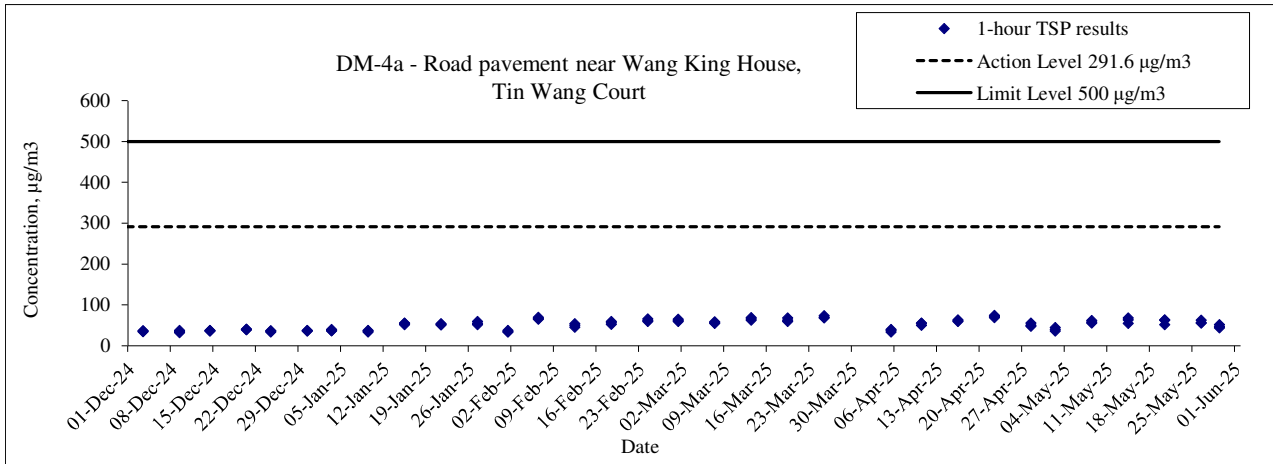
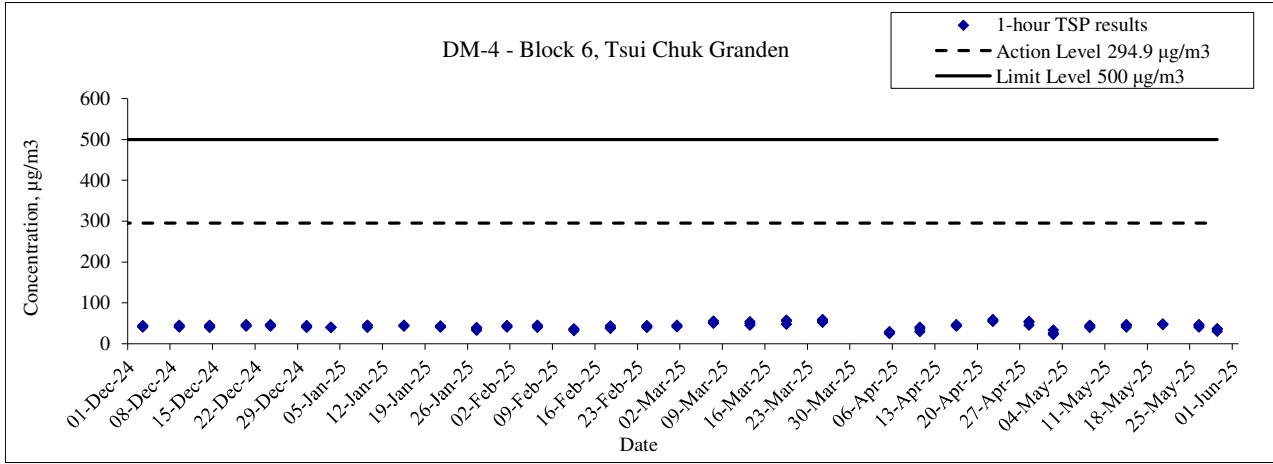
Appendix G - 1-hour TSP Monitoring Results

DM-4a - Road pavement near Wang King House, Tin Wang Court			
Date	Time	Weather	Particulate Concentration ($\mu\text{g}/\text{m}^3$)
2/5/2025	13:00	Sunny	40
	14:00		45
	15:00		36
8/5/2025	13:02	Fine	56
	14:02		58
	15:02		62
14/5/2025	13:05	Sunny	55
	14:05		64
	15:05		68
20/5/2025	13:48	Sunny	52
	14:48		63
	15:48		64
26/5/2025	13:08	Sunny	56
	14:08		63
	15:08		57
29/5/2025	13:01	Cloudy	47
	14:01		52
	15:01		44
		Minimum	36
		Maximum	68
		Average	55

1-hour TSP Concentration Level



1-hour TSP Concentration Level

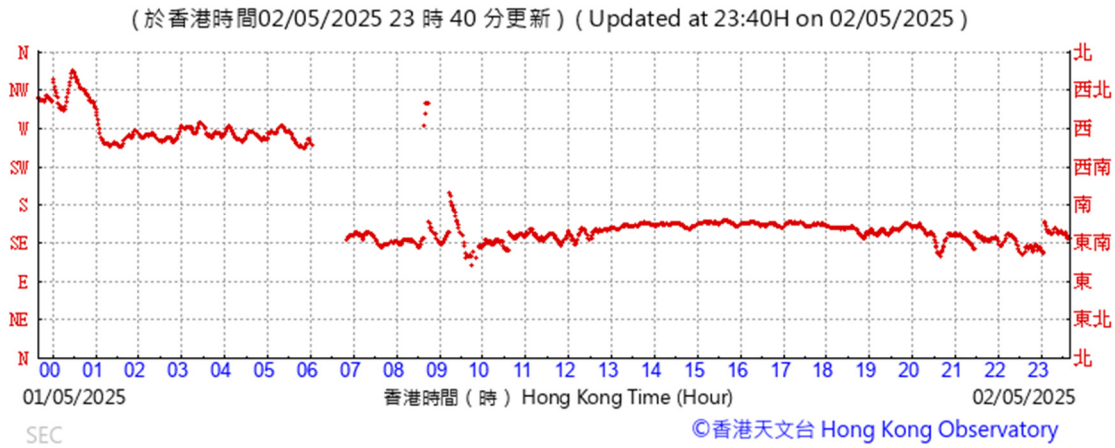


Appendix H

Extract of Meteorological Observations for Hong Kong (Kai Tak)

Appendix H - Extract of Meteorological Observations for Hong Kong (Kai Tak Wind Station)

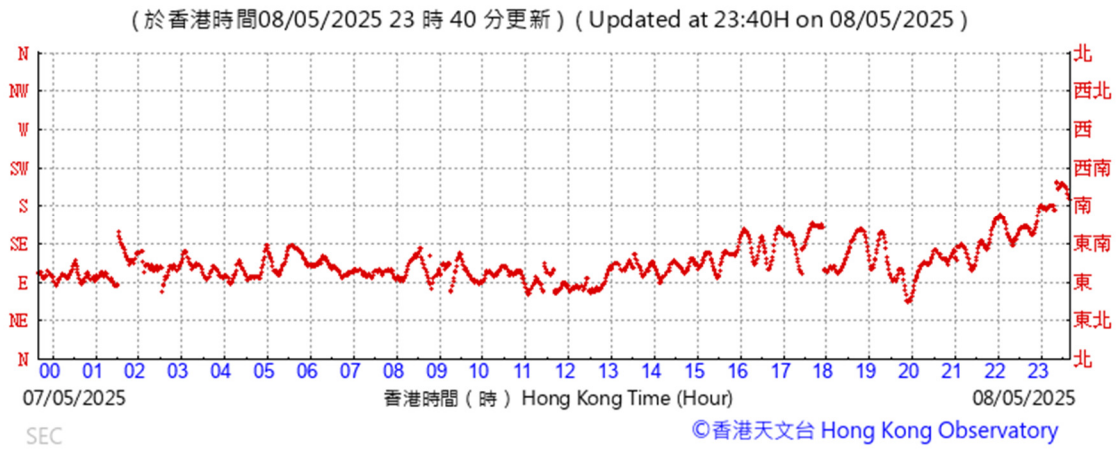
Wind Direction



Wind Speed



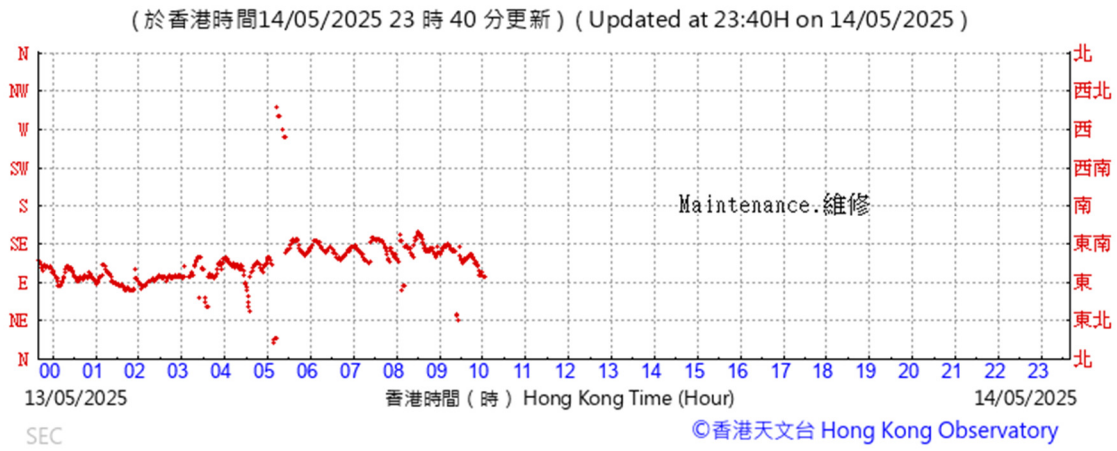
Wind Direction



Wind Speed



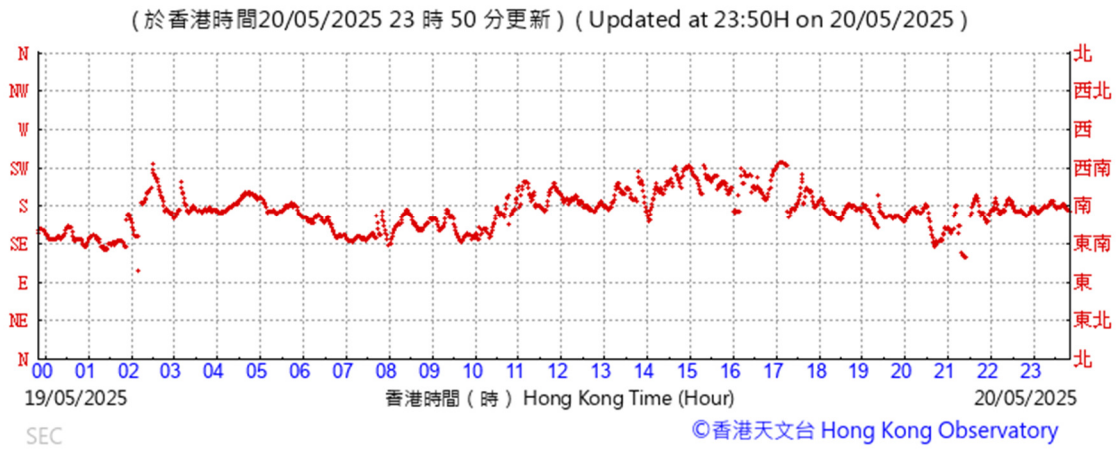
Wind Direction



Weed Speed



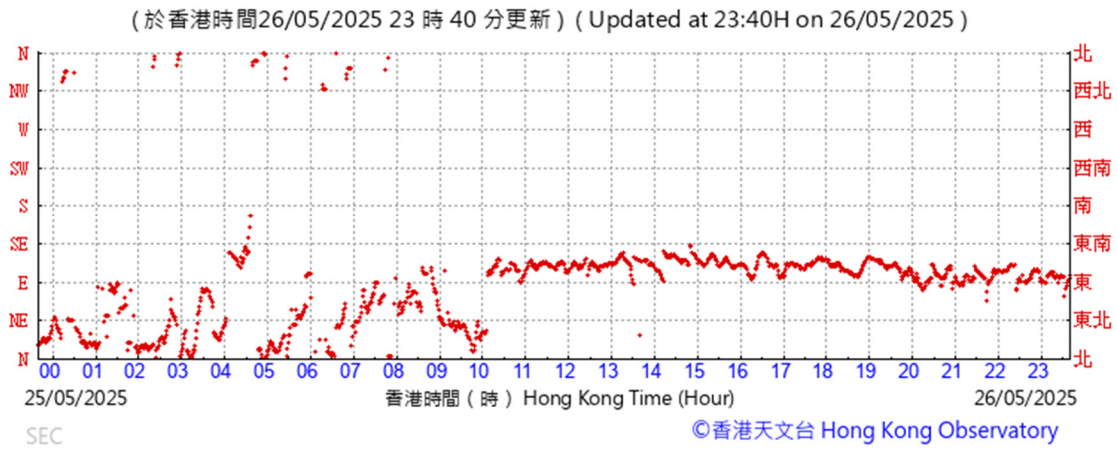
Wind Direction



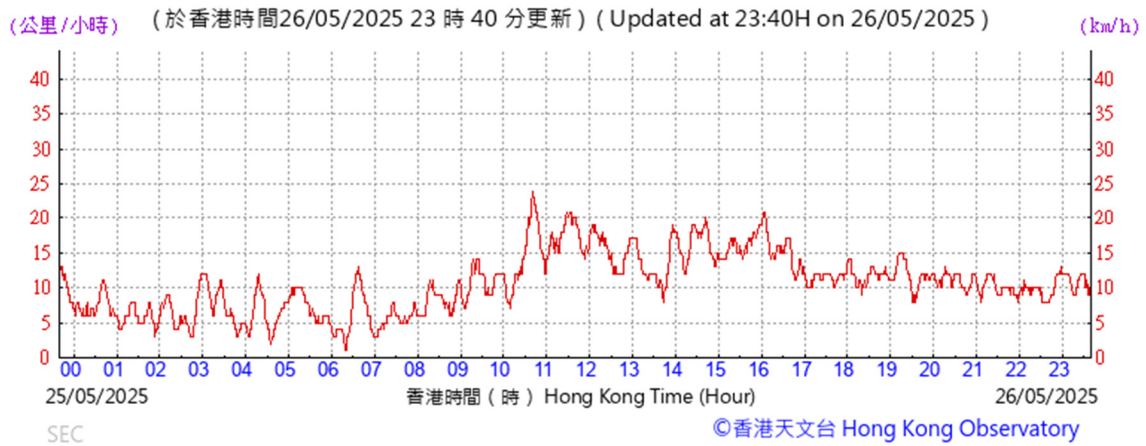
Wind Speed



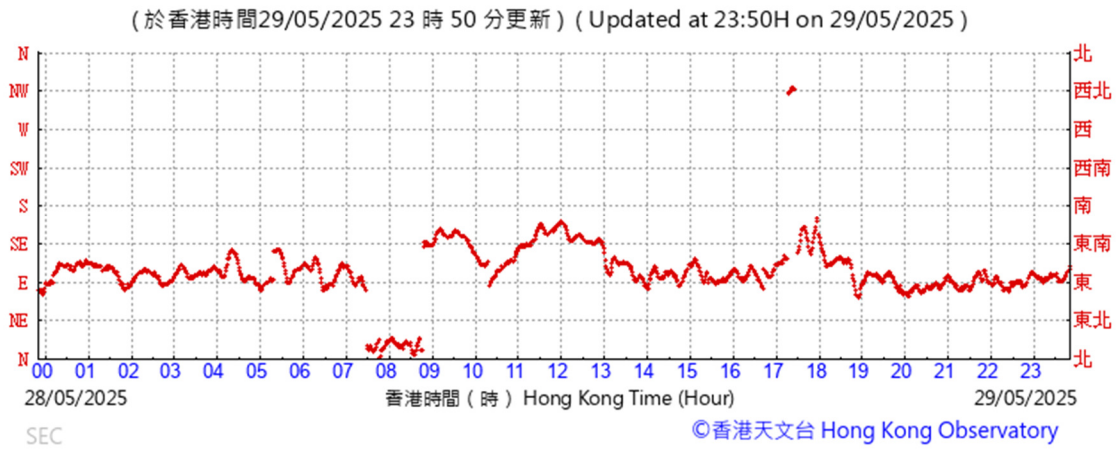
Wind Direction



Wind Speed



Wind Direction



Wind Speed



Appendix I

Noise Monitoring Results and Graphical Presentation

Appendix I - Construction Noise Monitoring Results

Construction Noise Monitoring Stations: Chun Sing House, Tin Ma Court (NM-2)

Date	Weather	Start Time	dB(A)			
			Leq	L10	L90	Leq(30min)
8/5/2025	Fine	8:48	69.6	72.7	65.9	68.8
		8:53	67.7	69.9	64.8	
		8:58	69.2	72.8	66.3	
		9:03	68.8	72.1	65.4	
		9:08	69.5	73.6	64.8	
		9:13	67.8	70.7	64.0	
14/5/2025	Sunny	8:54	70.5	73.1	65.3	69.7
		8:59	68.8	71.4	64.1	
		9:04	70.1	72.9	66.5	
		9:09	69.4	72.3	64.2	
		9:14	69.0	72.5	64.9	
		9:19	70.3	73.1	65.4	
20/5/2025	Sunny	9:05	70.2	71.5	68.6	69.8
		9:10	69.6	71.0	67.3	
		9:15	69.9	71.3	67.5	
		9:20	68.9	70.3	66.5	
		9:25	69.9	71.3	67.5	
		9:30	70.4	71.5	68.3	
26/5/2025	Sunny	8:57	71.0	72.3	70.1	69.5
		9:02	68.4	71.4	66.4	
		9:07	69.4	72.3	67.2	
		9:12	68.6	71.7	65.4	
		9:17	70.3	72.6	68.3	
		9:22	68.5	71.3	66.7	
					Min:	68.8
					Max:	69.8
					Average:	69.5

Construction Noise Monitoring Stations: Grace Methodist Church Kindergarten (NM-3)

Date	Weather	Start Time	dB(A)			
			Leq	L10	L90	Leq(30min)
8/5/2025	Fine	9:26	63.8	65.5	59.6	65.3
		9:31	66.9	68.8	62.2	
		9:36	64.7	67.5	60.7	
		9:41	63.3	66.5	59.4	
		9:46	65.9	69.7	61.4	
		9:51	66.1	68.4	62.9	
14/5/2025	Sunny	9:35	65.2	67.5	62.4	65.1
		9:40	63.4	65.1	60.8	
		9:45	65.9	67.9	61.6	
		9:50	64.1	66.7	61.3	
		9:55	66.5	68.4	62.9	
		10:00	64.5	67.2	61.1	
20/5/2025	Sunny	9:49	66.2	69.2	61.8	66.3
		9:54	65.4	68.8	61.1	
		9:59	66.5	67.9	60.8	
		10:04	66.3	68.4	61.4	
		10:09	65.8	68.9	61.8	
		10:14	67.3	68.6	61.5	
26/5/2025	Sunny	9:38	66.1	67.9	62.5	65.1
		9:43	64.3	67.0	62.1	
		9:48	65.7	67.8	63.4	
		9:53	63.3	66.2	61.2	
		9:58	65.6	68.0	62.8	
		10:03	64.7	66.8	62.0	
					Min:	65.1
					Max:	66.3
					Average:	65.4

Appendix I - Construction Noise Monitoring Results

Construction Noise Monitoring Stations: Block 6, Tsui Chuk Garden (NM-4)

Date	Weather	Start Time	dB(A)				
			Leq	L10	L90	Leq(30min)	
8/5/2025	Fine	13:31	65.2	67.8	61.7	64.4	
		13:36	63.0	65.9	60.7		
		13:41	65.3	68.5	62.8		
		13:46	63.5	65.4	59.7		
		13:51	64.1	66.9	60.9		
14/5/2025	Sunny	13:56	64.9	67.3	61.0	64.1	
		13:34	63.1	66.5	60.6		
		13:39	65.8	67.8	63.2		
		13:44	62.3	64.3	60.8		
		13:49	64.9	66.9	61.3		
20/5/2025	Sunny	13:54	63.2	65.2	60.5	62.2	
		13:59	64.4	67.3	61.5		
		11:12	61.3	62.7	59.7		
		11:17	62.2	63.5	60.5		
		11:22	62.5	63.8	61.1		
26/5/2025	Sunny	11:27	62.8	63.9	61.3	63.7	
		11:32	61.8	63.3	60.5		
		11:37	62.4	63.3	61.6		
		13:37	62.9	63.8	61.2		
		13:42	64.2	66.7	62.5		
					Min:	62.2	
					Max:	64.4	
					Average:	63.6	

Construction Noise Monitoring Stations: Road pavement near Wang King House, Tin Wang Court (NM-4a)

Date	Weather	Start Time	dB(A)				With Free-Field Correction
			Leq	L10	L90	Leq(30min)	
8/5/2025	Fine	10:02	70.9	73.5	62.3	69.7	72.7
		10:07	68.8	73.9	60.8		
		10:12	70.5	74.5	63.2		
		10:17	69.1	74.0	61.2		
		10:22	68.6	72.8	60.8		
14/5/2025	Sunny	10:27	69.7	73.7	61.2	70.4	73.4
		10:10	71.4	74.3	63.4		
		10:15	69.8	73.2	62.0		
		10:20	70.4	73.9	61.5		
		10:25	69.0	72.4	63.8		
20/5/2025	Sunny	10:30	70.6	73.7	62.1	68.7	71.7
		10:35	70.9	73.2	61.5		
		10:26	68.0	70.9	55.8		
		10:31	68.5	71.2	58.0		
		10:36	68.1	70.9	58.3		
26/5/2025	Sunny	10:41	68.8	70.9	58.2	68.3	71.3
		10:46	69.1	71.3	59.5		
		10:51	69.3	71.6	60.3		
		10:13	68.4	72.9	59.7		
		10:18	67.2	73.2	58.4		
					Min:	68.3	71.3
					Max:	70.4	73.4
					Average:	69.3	72.3

Appendix I - Construction Noise Monitoring Results

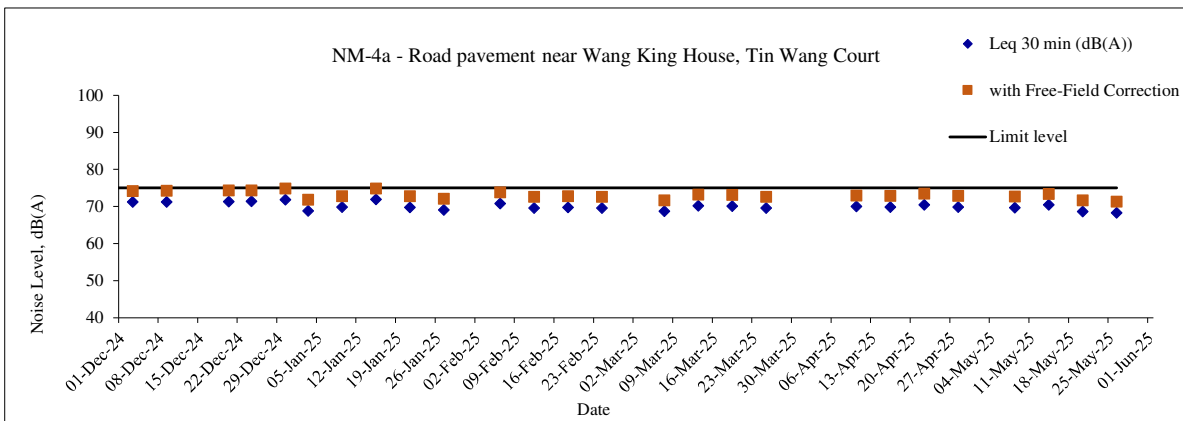
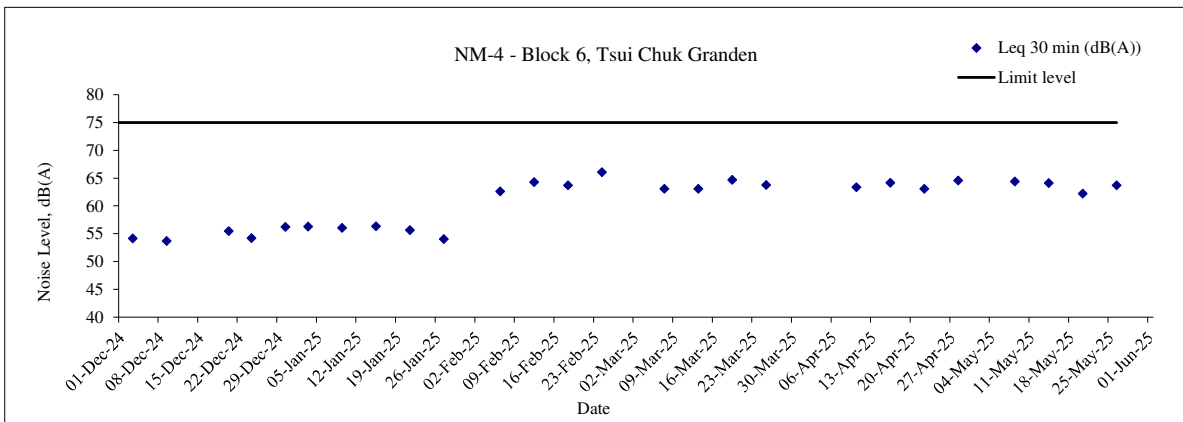
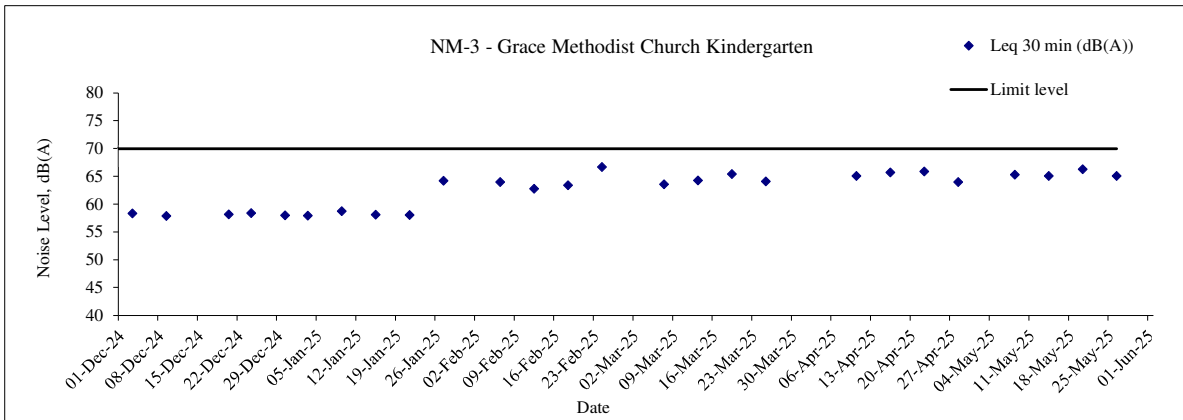
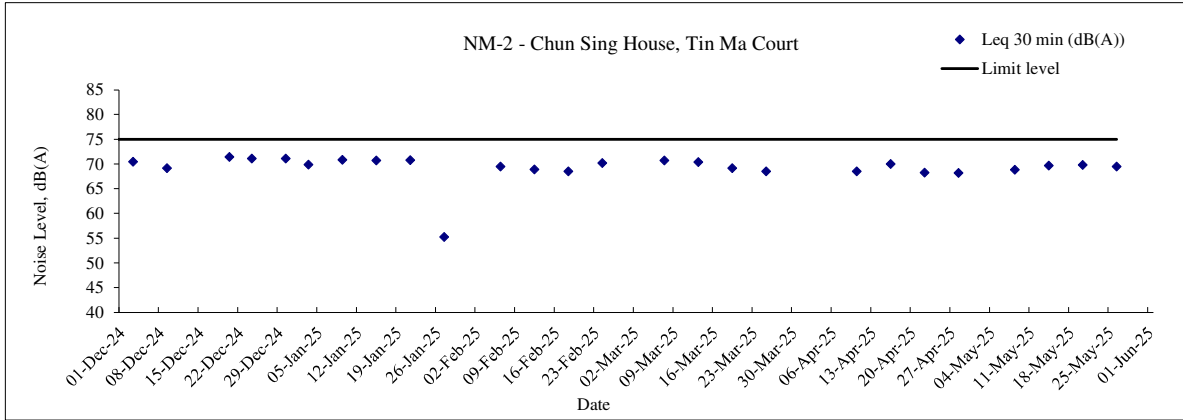
Construction Noise Monitoring Stations: Wo Tin House, Shatin Pass Estate (NM-5)

Date	Weather	Start Time	dB(A)			Leq(30min)
			Leq	L10	L90	
8/5/2025	Fine	14:37	60.4	61.1	57.3	60.3
		14:42	62.2	63.5	58.7	
		14:47	59.7	62.1	56.3	
		14:52	58.8	60.8	56.9	
		14:57	59.7	61.3	56.4	
		15:02	60.4	63.0	55.2	
14/5/2025	Sunny	14:40	62.3	64.2	59.7	62.7
		14:45	64.2	66.5	60.4	
		14:50	61.1	63.2	58.2	
		14:55	63.7	65.8	60.4	
		15:00	62.2	65.4	59.4	
		15:05	61.7	64.1	57.8	
20/5/2025	Sunny	15:03	62.3	64.2	59.7	62.7
		15:08	64.2	66.5	60.4	
		15:13	61.1	63.2	58.2	
		15:18	63.7	65.8	60.4	
		15:23	62.2	65.4	59.4	
		15:28	61.7	64.1	57.8	
26/5/2025	Sunny	14:43	62.6	66.5	56.4	62.9
		14:48	61.4	65.2	55.4	
		14:53	63.7	67.4	57.6	
		14:58	63.1	66.9	56.2	
		15:03	62.6	65.6	57.2	
		15:08	63.5	66.7	55.6	
					Min:	60.3
					Max:	62.9
					Average:	62.1

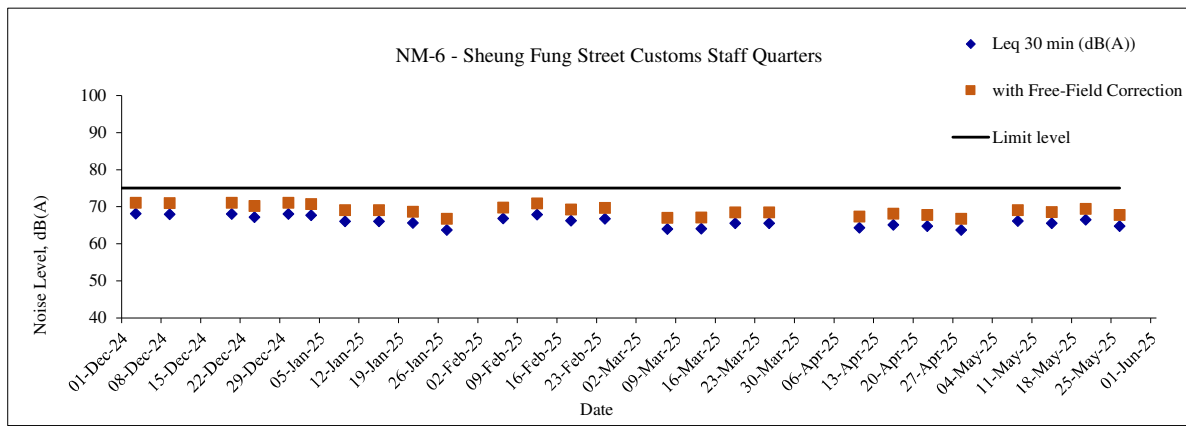
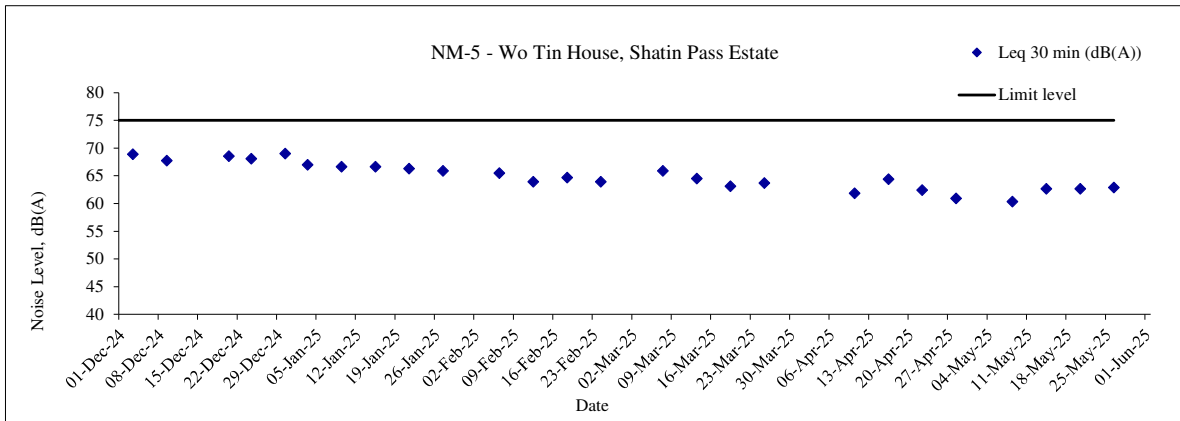
Construction Noise Monitoring Stations: Sheung Fung Street Customs Staff Quarters (NM-6)

Date	Weather	Start Time	dB(A)			Leq(30min)	With Free-Field Correction
			Leq	L10	L90		
8/5/2025	Fine	15:24	64.0	67.4	61.3	66.1	69.1
		15:29	66.6	69.8	62.4		
		15:34	65.5	67.3	60.8		
		15:39	67.7	69.7	63.3		
		15:44	65.4	68.4	60.7		
		15:49	66.5	69.7	60.3		
14/5/2025	Sunny	15:27	65.3	68.7	62.1	65.6	68.6
		15:32	63.5	67.4	60.8		
		15:37	66.6	68.9	63.2		
		15:42	67.3	69.6	63.5		
		15:47	64.3	67.8	61.0		
		15:52	65.2	68.7	60.8		
20/5/2025	Sunny	15:52	66.4	69.7	57.2	66.4	69.4
		15:57	65.5	68.8	57.3		
		16:02	66.3	69.3	58.9		
		16:07	66.8	69.6	59.9		
		16:12	65.4	68.5	60.3		
		16:17	67.8	70.1	60.9		
26/5/2025	Sunny	15:30	64.4	68.6	55.6	64.7	67.7
		15:35	63.2	67.3	54.6		
		15:40	66.5	68.5	56.5		
		15:45	64.3	67.3	54.9		
		15:50	65.7	68.0	55.6		
		15:55	63.4	66.2	57.3		
					Min:	64.7	67.7
					Max:	66.4	69.4
					Average:	65.7	68.7

Construction Noise Monitoring Results



Construction Noise Monitoring Results



Appendix J

Waste Generation in the Reporting Month

Monthly Summary Waste Flow Table

Contract No.: 21/WSD/21

Contract Title: Relocation of Diamond Hill Fresh Water and Salt Water Service Reservoirs to Caverns

Month	Actual Quantities of Inert C&D Materials Generated / Imported (in '000m3)						Actual Quantities of C&D Wastes Generated					Actual Quantities of C&D Wastes Recycled				
	Total Quantity Generated	Broken Concrete (including rock for recycling into aggregates)	Reused in the Contract	Reused in other Projects	Disposed as Public Fill	Imported C&D Material	Metals	Paper/ cardboard packaging	Plastics (bottles/containers, plastic sheets/foam package material)	Chemical Waste	Others, e.g. general refuse	Metals	Paper/ cardboard packaging	Plastics (bottles/containers, plastic sheets/foam package material)	Yard Waste	Others
Jan-23	0.0000	0.0000	0.0000	0.0000	0.0000	0.0000	0.0000	0.0000	0.0000	0.0000	0.0000	0.0000	0.0000	0.0000	0.0000	0.0000
Feb-23	0.0000	0.0000	0.0000	0.0000	0.0000	0.0000	0.0000	0.0000	0.0000	0.0000	0.0000	0.0000	0.0000	0.0000	0.0000	0.0000
Mar-23	0.0000	0.0000	0.0000	0.0000	0.0000	0.0000	0.0000	0.0000	0.0000	0.0000	0.0000	0.0000	0.0000	0.0000	0.0000	0.0000
Apr-23	0.0571	0.0000	0.0000	0.0000	0.0571	0.0000	0.0000	0.0000	0.0000	0.2006	0.0000	0.0000	0.0000	0.0000	0.0069	0.0000
May-23	0.9598	0.0000	0.0000	0.0000	0.9598	0.0000	0.0000	0.0000	0.0000	0.0241	0.0000	0.0000	0.0000	0.0000	0.0000	0.0000
Jun-23	0.1485	0.0000	0.0000	0.0000	0.1485	0.0000	0.0000	0.0000	0.0000	0.0380	0.0000	0.0000	0.0000	0.0000	0.0000	0.0000
Sub-total	1.1655	0.0000	0.0000	0.0000	1.1655	0.0000	0.0000	0.0000	0.0000	0.2628	0.0000	0.0000	0.0000	0.0000	0.0069	0.0000
Jul-23	0.0672	0.0000	0.0000	0.0000	0.0672	0.0000	0.0000	0.0000	0.0000	0.0062	0.0072	0.0034	0.0098	0.0000	0.0000	0.0000
Aug-23	0.1859	0.0000	0.0000	0.0000	0.1859	0.0000	0.0000	0.0000	0.0000	0.0166	0.0058	0.0258	0.0055	0.0000	0.0000	0.0000
Sept-23	0.2556	0.0000	0.0077	0.0000	0.2479	0.0000	0.0000	0.0000	0.0000	0.0140	0.0054	0.0092	0.0042	0.0000	0.0000	0.0000
Oct-23	0.1288	0.0000	0.0559	0.0000	0.0729	0.0000	0.0000	0.0000	0.0000	0.0109	0.0057	0.0175	0.3836	0.0000	0.0000	0.0000
Nov-23	0.7188	0.0000	0.1095	0.5769	0.0324	0.0000	0.0000	0.0000	0.0000	0.0067	0.0010	0.0043	0.0089	0.0000	0.0000	0.0000
Dec-23	1.4268	0.0000	0.0655	0.8576	0.5037	0.0000	0.0000	0.0000	0.0000	0.0067	0.0000	0.0000	0.0000	0.0000	0.0000	0.0000
Total	3.9486	0.0000	0.2386	1.4344	2.2755	0.0000	0.0000	0.0000	0.0000	0.3238	0.0251	0.0601	0.4120	0.0069	0.0000	0.0000
Jan-24	0.6490	0.0000	0.0182	0.2782	0.3526	0.0000	0.0000	0.0000	0.0000	0.0042	0.0000	0.0000	0.0000	0.0000	0.0000	0.0000
Feb-24	0.2877	0.0000	0.0655	0.1309	0.0913	0.0000	0.0000	0.0000	0.0000	0.0233	0.0000	0.0000	0.0000	0.0000	0.0000	0.0000
Mar-24	2.2949	0.0000	0.0584	0.9393	1.2971	0.0000	0.0000	0.0000	0.0000	0.0126	0.0000	0.0000	0.0000	0.0000	0.0000	0.0000
Apr-24	1.0090	0.0000	0.0182	0.6731	0.3178	0.0000	0.0000	0.0000	0.0000	0.0141	0.0000	0.0000	0.0000	0.0000	0.0000	0.0000
May-24	2.0723	0.0000	0.2505	0.5567	1.2651	0.0000	0.0000	0.0000	0.0000	0.0226	0.0002	0.0111	0.0009	0.0000	0.0000	0.0000
Jun-24	1.7738	0.0000	0.6745	0.6746	0.4247	0.0000	0.0000	0.0000	0.0000	0.0166	0.0032	0.0208	0.0011	0.0000	0.0000	0.0000
Jul-24	0.6157	0.0000	0.0821	0.3131	0.2205	0.0000	0.0000	0.0000	0.0000	0.0116	0.0012	0.0146	0.0016	0.0000	0.0000	0.0000
Aug-24	0.5345	0.0000	0.1290	0.1820	0.2236	0.0000	0.0000	0.0000	0.0000	0.0281	0.0023	0.0160	0.0017	0.0000	0.0000	0.0000
Sept-24	1.0022	0.0000	0.0169	0.4064	0.5789	0.0000	0.0000	0.0000	0.0000	0.0229	0.0032	0.0133	0.0008	0.0000	0.0000	0.0000
Oct-24	1.2245	0.0000	0.2358	0.0000	0.9887	1.0876	0.0000	0.0000	0.0000	0.0493	0.0026	0.0830	0.0004	0.0000	0.0000	0.0000
Nov-24	1.7171	0.0000	0.1556	0.7403	0.8212	0.0000	0.0000	0.0000	0.0000	0.0177	0.0015	0.0033	0.0003	0.0000	0.0000	0.0000
Dec-24	2.2567	0.0000	0.1023	1.6680	0.4864	0.0000	0.0000	0.0000	0.0000	0.0253	0.0014	0.0590	0.0011	0.0000	0.0000	0.0000
Total	15.4373	0.0000	1.8069	6.5625	7.0679	1.0876	0.0000	0.0000	0.0000	0.2482	0.0156	0.2211	0.0079	0.0000	0.0000	0.0000
Jan-25	1.1959	0.0000	0.4110	0.6449	0.1399	0.0000	0.0000	0.0000	0.0000	0.0138	0.0045	0.0306	0.0032	0.0000	0.0000	0.0000
Feb-25	0.7200	0.0000	0.1692	0.3513	0.1995	0.0000	0.0000	0.0000	0.0000	0.0381	0.0009	0.0070	0.0003	0.0000	0.0000	0.0000
Mar-25	2.1833	0.0000	0.0869	1.0069	1.0895	0.0000	0.0000	0.0000	0.0000	0.0170	5.8400	0.0000	0.0000	0.0000	0.0000	0.0000
Apr-25	3.6095	0.0000	0.0532	2.7593	0.7970	0.0000	0.0000	0.0000	0.0000	0.0093	0.0000	0.0000	0.0000	0.0000	0.0000	0.0000
May-25	3.7729	0.0000	0.1059	1.7997	1.8673	0.0400	0.0000	0.0000	0.0000	0.0360	0.0000	0.0000	0.0000	0.0000	0.0000	0.0000
Jun-25																
Jul-25																
Aug-25																
Sept-25																
Oct-25																
Nov-25																
Dec-25																
Total	11.4816	0.0000	0.8262	6.5622	4.0932	0.0400	0.0000	0.0000	0.0000	0.1143	5.8454	0.0376	0.0035	0.0000	0.0000	0.0000
Cumulative Total	30.8675	0.0000	2.8718	14.5591	13.4366	1.1276	0.0000	0.0000	0.0000	0.6863	5.8861	0.3188	0.4234	0.0069	0.0000	0.0000

- Note:
1. Assume the density of soil fill is 2 ton/m³.
 2. Assume the density of rock and broken concrete is 2.5 ton/m³.
 3. Assume the density of non-inert C&D waste is 0.9 ton/m³.
- ^The waste recycled record for Oct 2023 has been updated.

Appendix K

Summary of Complaint, Notification of Summons and Prosecution and Cumulative Complaint Log

Statistical Summary of Environmental Complaints

Reporting Period	Environmental Complaint Statistics		
	Frequency	Cumulative	Complaint Nature
1 March 2025 – 31 March 2025	0	0	N/A
1 April 2025 – 30 April 2025	0	0	N/A
1 May 2025 – 31 May 2025	0	0	N/A

Statistical Summary of Environmental Summons

Reporting Period	Environmental Summons Statistics		
	Frequency	Cumulative	Details
1 March 2025 – 31 March 2025	0	0	N/A
1 April 2025 – 30 April 2025	0	0	N/A
1 May 2025 – 31 May 2025	0	0	N/A

Statistical Summary of Environmental Prosecution

Reporting Period	Environmental Prosecution Statistics		
	Frequency	Cumulative	Details
1 March 2025 – 31 March 2025	0	0	N/A
1 April 2025 – 30 April 2025	0	0	N/A
1 May 2025 – 31 May 2025	0	0	N/A

Cumulative statistics on Non-compliance (exceedances)

Reporting Period	Environmental Monitoring	Parameter	No. of non-project related exceedances		Total no. of non-project related exceedances	No. of exceedances related to the project		Total no. of exceedances related to the project
			AL	LL		AL	LL	
This Reporting Period (1 – 31 May 2025)	Air Quality	1-hour TSP	0	0	0	0	0	0
	Noise	$L_{eq(30-min)}$	0	0	0	0	0	0
Total no. recorded since project commencement	Air Quality	1-hour TSP	0	0	0	0	0	0
	Noise	$L_{eq(30-min)}$	0	1	1	0	0	0

Cumulative Complaint Log

EPD Complaint Ref No.	Date of Complaint	Complaint Location	Complaint Details	Investigation / Mitigation Action	Status
-	-	-	-	-	-